




The Harmonies of the Design







The **Harmonies** of the **Design**

## The Harmonies of the Design

<i>Block Series</i>	10-17
<i>Modular Benches</i>	18-25
<i>Linear Benches</i>	26-43
<i>Curves Benches</i>	45-47
<i>Benched Around Tree</i>	48-53
<i>Table Groups</i>	54-57
<i>Planters</i>	58-73
<i>Letter Bins</i>	74-81
<i>BBQ</i>	82-87
<i>Fountain</i>	88-95
<i>Ornamental Pool</i>	96-101
<i>Sunbed</i>	102-107
<i>Bike Parks</i>	108-111
<i>City Entertainment</i>	112-115
<i>Lighting</i>	116-119
<i>Barriers</i>	120-123
<i>Bollards</i>	124-129
<i>Bumpers</i>	131-133
<i>Stepping Stone</i>	134-137
<i>UHPC</i>	138-147
<i>URBAN PROJECTS</i>	148-210

# BEATON

Welcome to BEATON, where we design and manufacture high-quality urban furniture that enhances the functionality, aesthetics, and livability of our cities. Together with our solution partners, we have the technical infrastructure to support the innovation process.

At BEATON, we understand the importance of creating urban spaces that are not only visually appealing but also comfortable and practical for the people who use them every day. Our team of skilled designers and craftsmen are passionate about creating urban furniture that seamlessly blends style, durability and functionality.

From sleek and modern benches to stylish bike racks and interactive public art installations, our extensive range of urban furniture is designed to meet the diverse needs of urban environments. We use premium materials that are not only aesthetically pleasing but also weather-resistant and sustainable, ensuring long-lasting durability and minimal maintenance.

Safety is our top priority, and all our products undergo rigorous testing to meet the highest industry standards.

We take pride in our commitment to environmental sustainability. By incorporating eco-friendly materials and manufacturing processes, we strive to minimize our carbon footprint and contribute to creating greener cities.

At BEATON, we believe that urban furniture plays a vital role in shaping the identity and character of a city. Our design team works closely with architects, urban planners and city officials to create custom solutions that reflect the unique personality and needs of each community and zone.

Whether you're a city planner, landscape architect, or developer, we are here to collaborate with you to bring your vision to life. Our team provides expert guidance and support throughout the entire process, from design and manufacturing to installation and maintenance. While long-term projects require us to work disciplined and be solution-oriented, they strengthen our corporate culture.

Thank you for considering BEATON as your trusted partner in creating vibrant, functional, and sustainable urban spaces. We look forward to working with you to transform cities into inviting and inspiring environments for everyone to enjoy.

# BEATON - A GOOD PARTNER FOR LONG-TERM PROJECTS

*GALATAPORT - RAMİ LIBRARY - İSTANBUL FINANCIAL CENTER - MAIDEN TOWER - İZMİT PEDESTRIANIZATION  
RİZE CENTER TRANSFORMATION - CUBES ANKARA - MALTEPE PEDESTRIANIZATION - BURSA CITY CENTER  
TERSANE İSTANBUL - KARŞIYAKA BAZAAR - ALİAĞA SKATEPARK - İZMİR EARTHQUAKE MONUMENT & UNIT*

Long-term projects are not just about achieving specific goals or delivering results; they also play a crucial role in shaping and strengthening our corporate culture at BEATON.

When we embark on long-term projects, we commit ourselves to a disciplined and focused approach. We understand that these projects require a high level of dedication, perseverance, and a solution-oriented mindset. This mindset becomes ingrained in our company culture as we tackle challenges head-on and seek innovative solutions to overcome obstacles.

Moreover, long-term projects provide us with valuable learning opportunities. As we navigate through the complexities and uncertainties of these projects, we develop new skills, expand our knowledge base, gain a deeper understanding of our industry and market dynamics. This continuous learning mindset becomes an integral part of our corporate culture, driving us constantly improve stay ahead of the curve.

Additionally, long-term projects allow us to build strong relationships with our clients and partners. By working closely with them over an extended period, we develop a deep understanding of their needs, preferences and goals. This client-centric approach becomes embedded in our culture, ensuring that we always prioritize customer satisfaction and go the extra mile to exceed their expectations.

Lastly, long term projects provide us with a sense of purpose and fulfillment. As we witness the progress and impact of our work over time, we feel a strong sense of pride and accomplishment. This sense of purpose fuels our motivation and drives us to continuously strive for excellence in everything we do.

# MATERIAL SPECIFICATIONS

## USED CONCRETE TYPES

C 35/45 grade concrete with CEM I 52.5 N white / HPC - High Performance Concrete / UHPC – Ultra High Performance Concrete

## PREPARED ALTERNATIVE CONCRETE COLORS

Unlimited custom-made mixes with natural or synthetic aggregates of different sizes, powders and pigments

## APPLIED SURFACE TREATMENT METHODS

Shot Blasting, Acid Etching, Honing, Polishing, Painting (acrylics / urethanes / epoxy)

## USED COVERING MATERIALS

Thermowood Slats (Iroko, Ashwood, Pine) / Oven-dry wooden slats (Iroko, Sapele, Pine) / WPC (Wood Plastic Composite) / HPL (High Pressure Laminate)

## USED METAL TYPES

Steel, Stainless Steel, Corten Steel, Aluminum, Brass


## BEATON QUALITY CERTIFICATES

<b>ISO 9001:2015</b>	Quality Management System
<b>ISO 14001:2015</b>	Environmental Management System
<b>ISO 45001:2018</b>	Occupational Health and Safety Management System
<b>TS EN 13198</b>	Precast Concrete Products. Street Furniture and Garden Products - C 35/45






The Harmonies  
of the Design





Weight:

240 kg - 480 kg - 720 kg - 960 kg - 1200 kg



50x50	50x100	50x150	50x200	50x250

Weight:

245 kg - 490 kg - 735 kg - 980 kg - 1250 kg

Wooden bench



50x50	50x100	50x150	50x200	50x250

Weight:

260 kg - 510 kg - 760 kg - 1000 kg - 1280 kg



Bench with backrest



50x50	50x100	50x150	50x200	50x250
				<p style="text-align: right;">1280 kg</p>

Weight:

245 kg - 820 kg - 900 kg - 245 kg - 275 kg - 300 kg



90°

120°

150°


90°

120°

150°


Weight:

110 kg - 175 kg - 250 kg - 320 kg - 390 kg



50x50

50x100

50x150

50x200


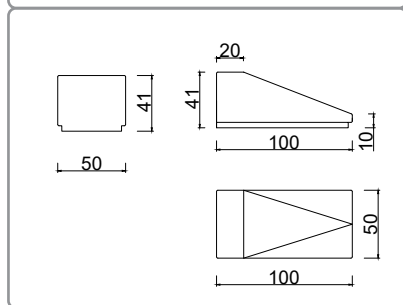
50x250


Weight:


334 kg



50x100




The Harmonies  
of the Design



Modular Benches




Weight: 120 kg - 210 kg - 300 kg - 390 kg



<p>Mini</p> <hr/>	
<p>Midi</p> <hr/>	
<p>Maxi</p> <hr/>	
<p>Mega</p>	

Weight: 130 kg - 220 kg - 310 kg - 400 kg

Wooden bench



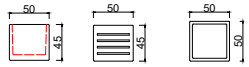

<p>Mini</p> <hr/>	
<p>Midi</p> <hr/>	
<p>Maxi</p> <hr/>	
<p>Mega</p>	

# LARUS Benches Planters

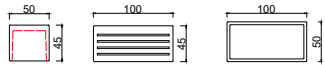
## Modular Benches

Weight:

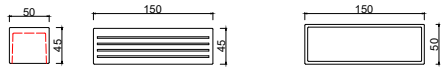
120 kg - 210 kg - 300 kg - 390 kg



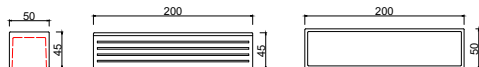
Mini




Midi



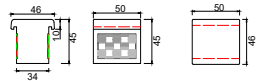

Maxi



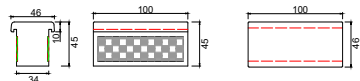
Mega



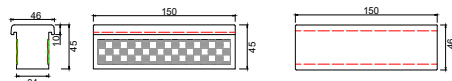
Weight: 180 kg - 360 kg - 540 kg - 720 kg



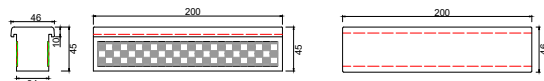
Mini




Midi



Maxi

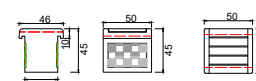



Mega

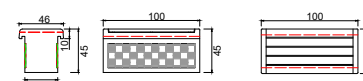


Weight: 190 kg - 380 kg - 570 kg - 760 kg

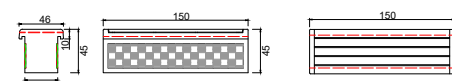
Wooden bench



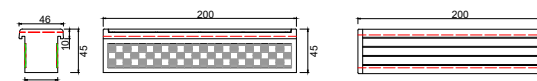
Mini



Midi



Maxi



Mega


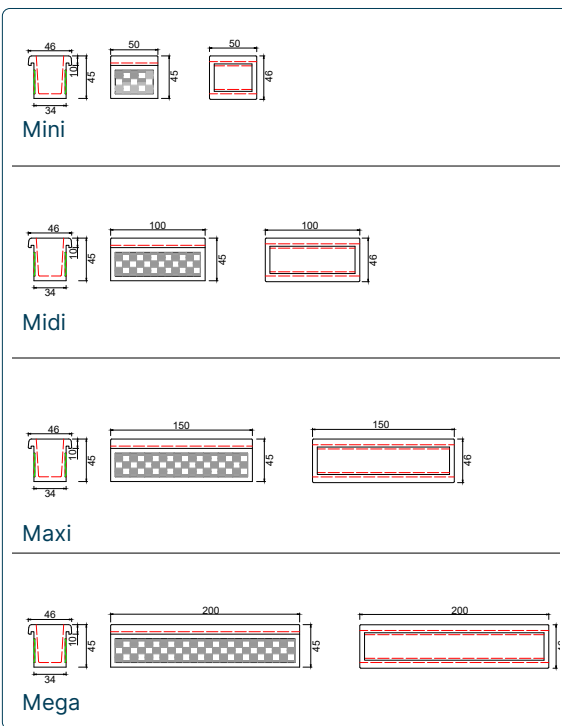



# VIVIEN Benches Planters

## Modular Benches

Weight:

90 kg - 150 kg - 220 kg - 285 kg



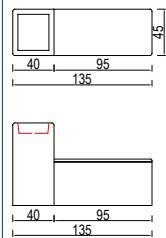
# FIORE Benches

## Modular Benches

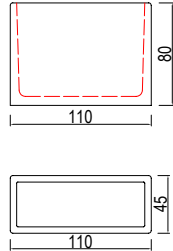
Weight: 750 kg - 360 kg - 450 kg



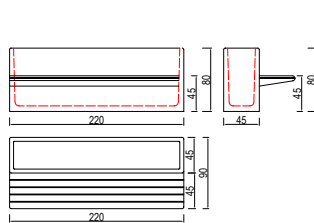
Ashtray coffee table



Planter




Planter with bench



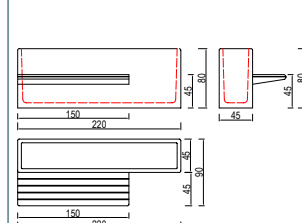
# FIORE Benches

## Modular Benches

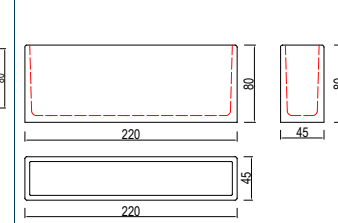

Weight: 680 kg - 660 kg - 1150 kg



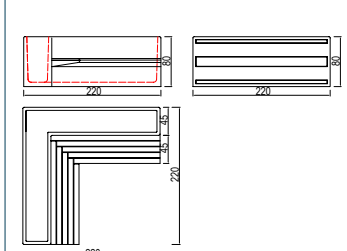
Planter with left bench



Planter



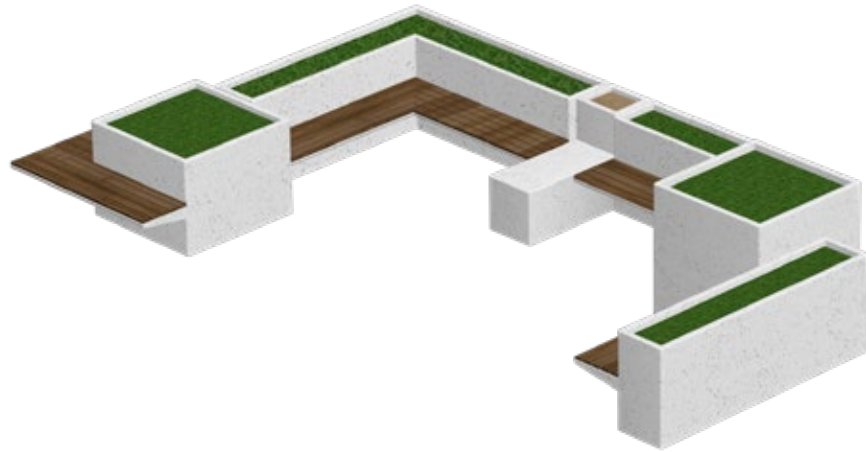
Planter with corner bench



# FIORE Benches

## Modular Benches

Weight: 920 kg - 1250 kg - 1450 kg



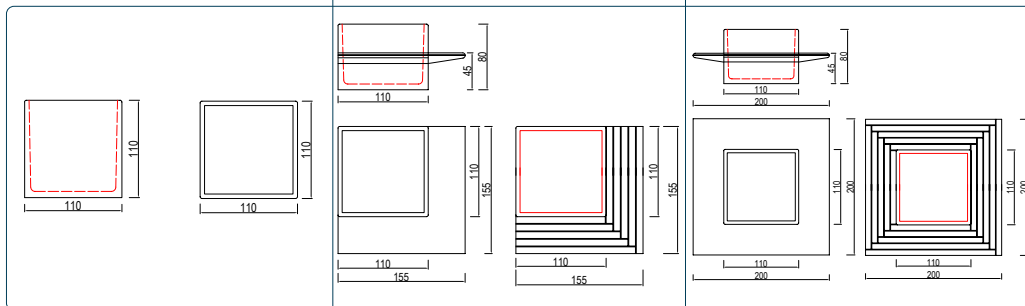
Planter



Planter with 2 sided bench




Planter with 4 sided bench




# FIORE Benches

## Modular Benches

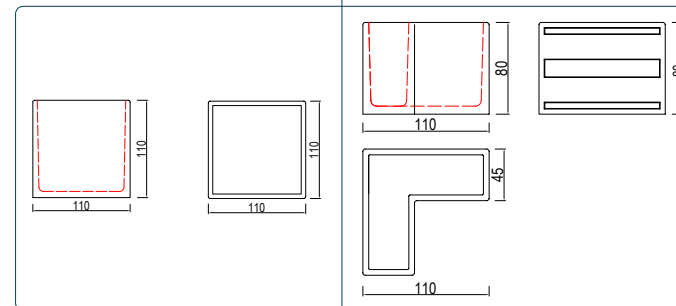

Weight: 680 kg - 570 kg - 1150 kg



Planter with right bench




Corner Planter



The Harmonies  
of the Design



Linear Benches

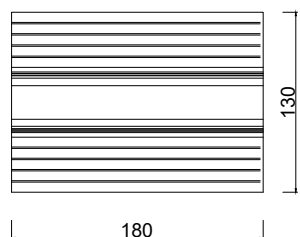
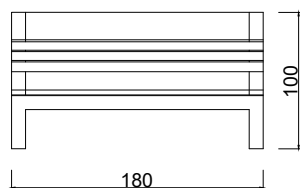
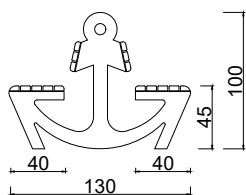


# ANCHOR Benches

## Linear Benches

Weight:

580 kg

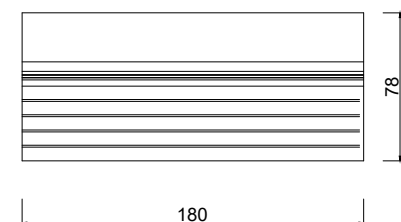
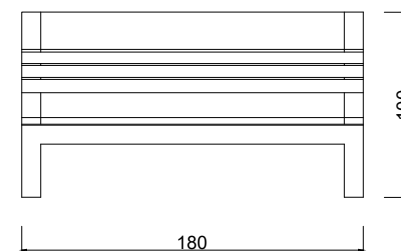
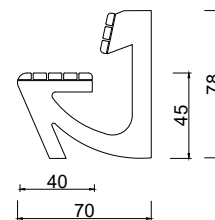


# ANCHOR Single Benches

## Linear Benches

Weight:

350 kg

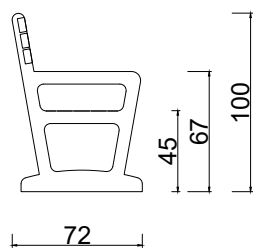
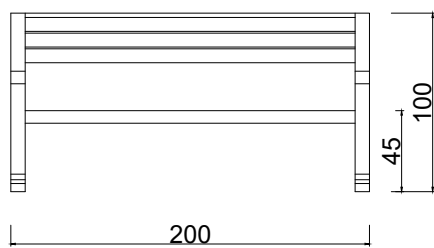


# LEOLA Benches

## Linear Benches

Weight:

440 kg

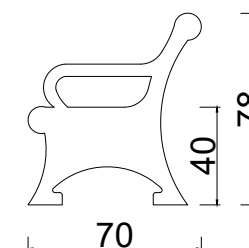
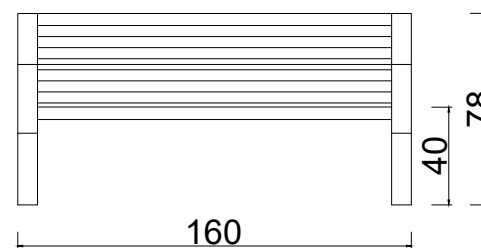


# ROSA Benches

## Linear Benches

Weight:

300 kg



# DANTE Benches

## Linear Benches

Weight:

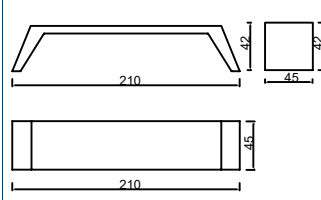
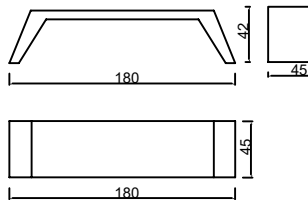
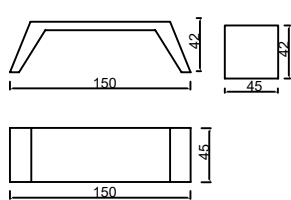
175 kg - 195 kg - 220 kg



Mini

Midi

Maxi



# DANTE Benches

## Linear Benches

Weight:

185 kg - 210 kg - 240 kg

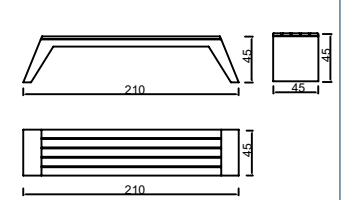
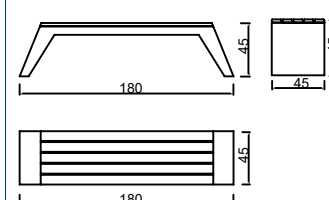
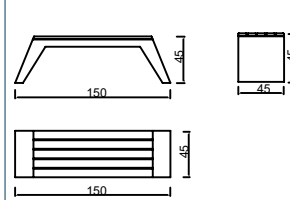
Wooden bench



Mini

Midi

Maxi



# DANTE Benches

## Linear Benches

Weight:

200 kg - 225 kg - 260 kg

Bench with backrest



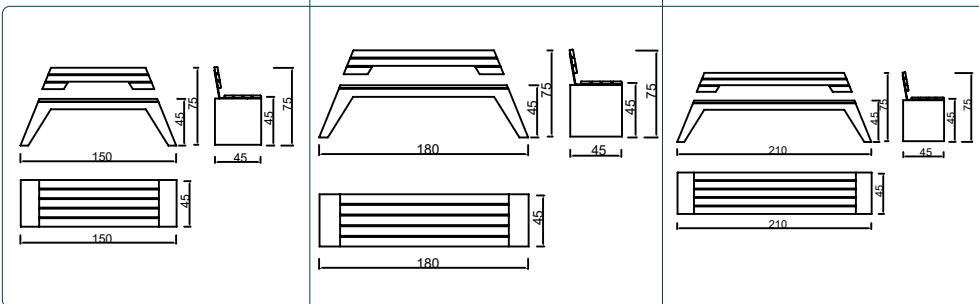
Mini



Midi



Maxi



# FOSTER Benches

## Linear Benches

Weight:

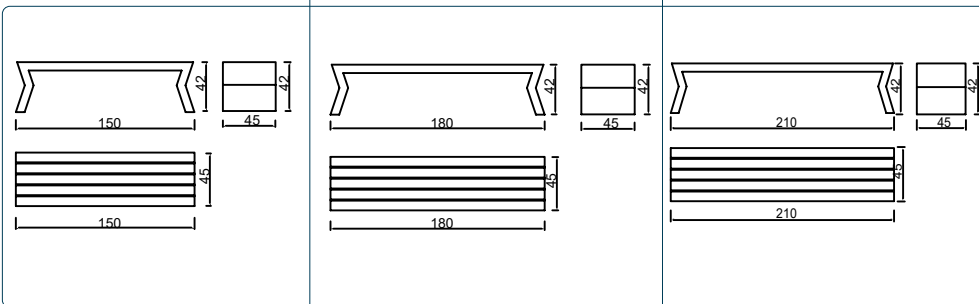
165 kg - 185 kg - 205 kg



Mini

Midi

Maxi



# FOSTER Benches

## Linear Benches

Weight:

175 kg - 200 kg - 225 kg

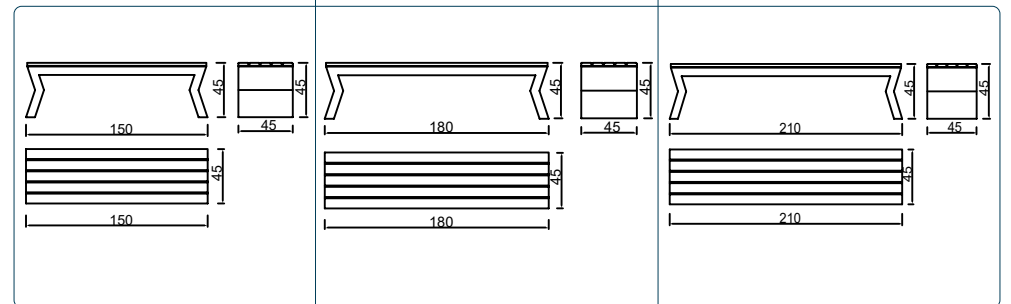
Wooden bench



Mini

Midi

Maxi



# FOSTER Benches

## Linear Benches

Weight:

200 kg - 230 kg - 255 kg

Bench with backrest



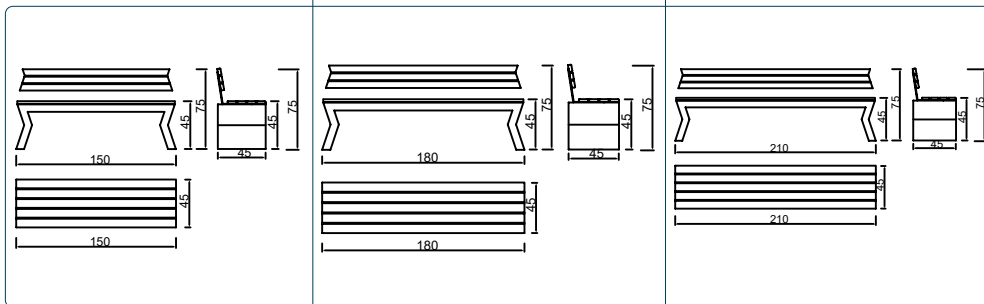
Mini



Midi



Maxi



# HAVEL Benches

## Linear Benches

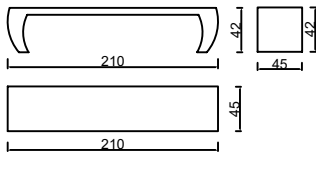
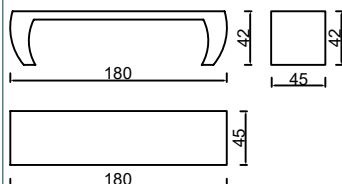
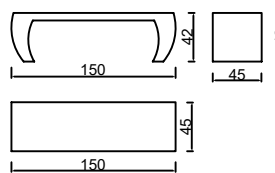
Weight: 225 kg - 245 kg - 270 kg



Mini

Midi

Maxi



# HAVEL Benches

## Linear Benches

Weight: 235 kg - 260 kg - 290 kg

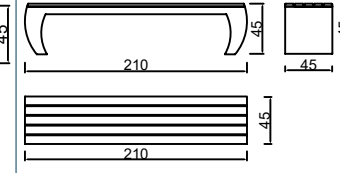
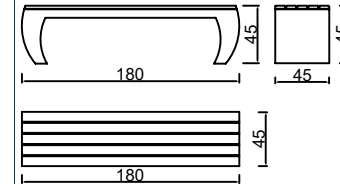
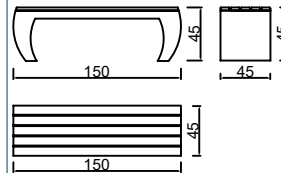
Wooden bench



Mini

Midi

Maxi



# HAVEL Benches

## Linear Benches

Weight:

250 kg - 280 kg - 310 kg

Bench with backrest



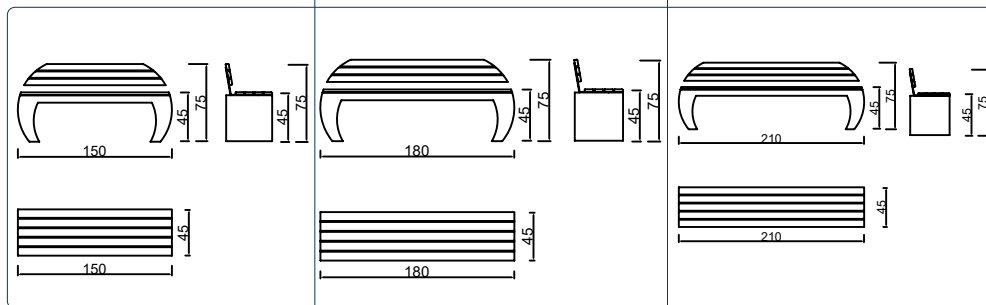
Mini



Midi



Maxi



Linear Benches



# LARA Benches

## Linear Benches

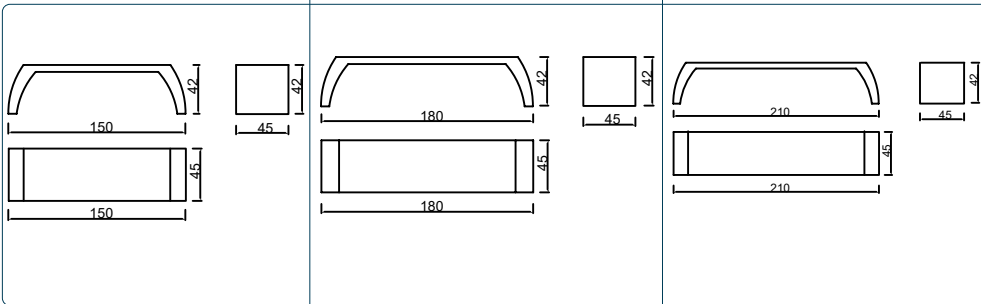
Weight: 160 kg - 180 kg - 200 kg



Mini

Midi

Maxi



# LARA Benches

## Linear Benches

Weight: 170 kg - 200 kg - 230 kg

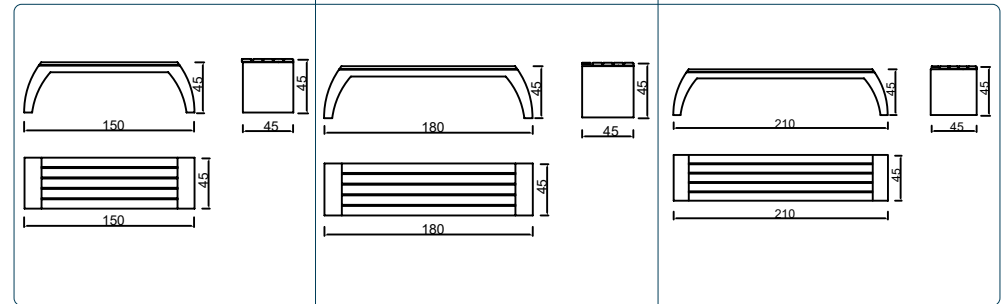
Wooden bench



Mini

Midi

Maxi



# LARA Benches

## Linear Benches

Weight:

200 kg - 240 kg - 260 kg

Bench with backrest




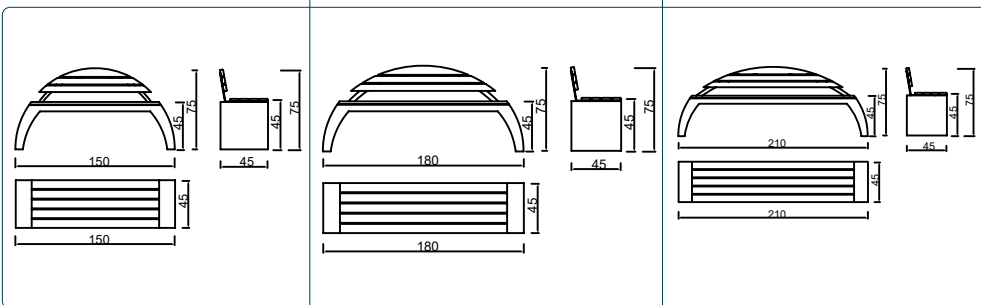
Mini



Midi



Maxi



# POLINA Benches

## Linear Benches

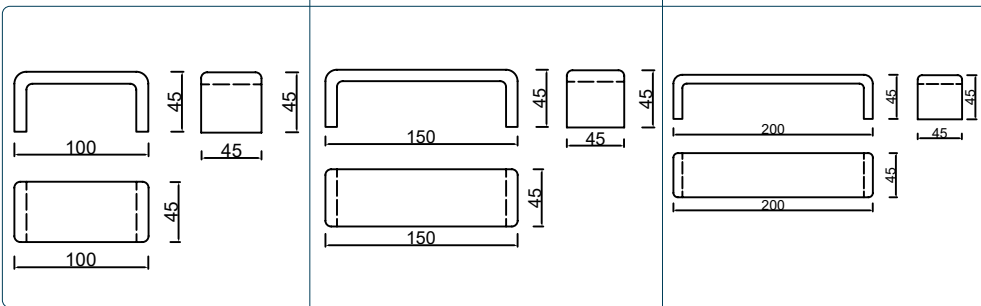
Weight: 160 kg - 210 kg - 260 kg



Mini

Midi

Maxi



# POLINA Benches

## Linear Benches

Weight: 170 kg - 225 kg - 280 kg

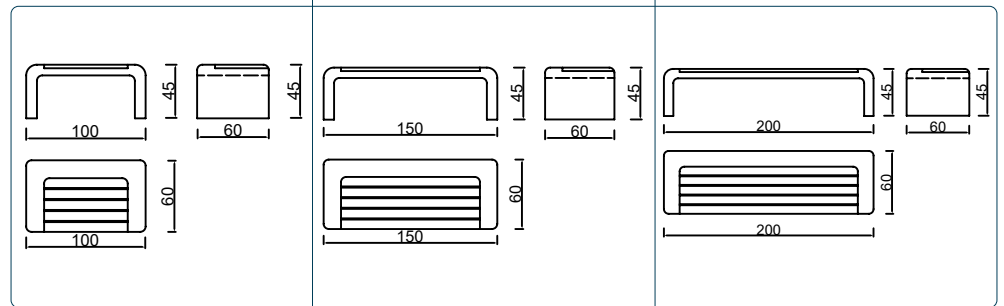
Wooden bench



Mini

Midi

Maxi



# MILTON Benches

## Linear Benches

Weight:

250 kg - 350 kg - 450 kg



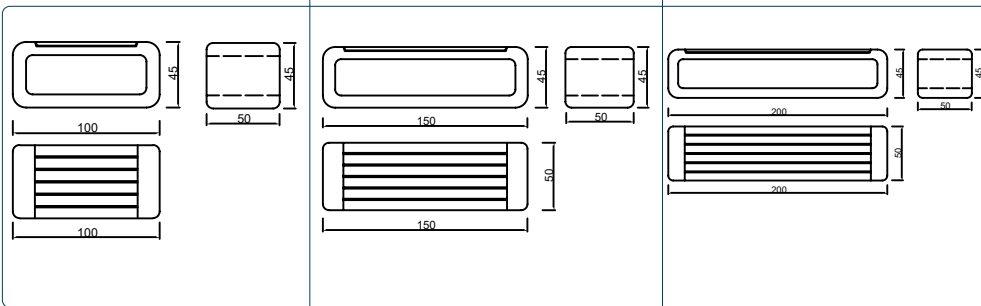
Mini



Midi



Maxi



# REGINA Benches

## Linear Benches

Weight:

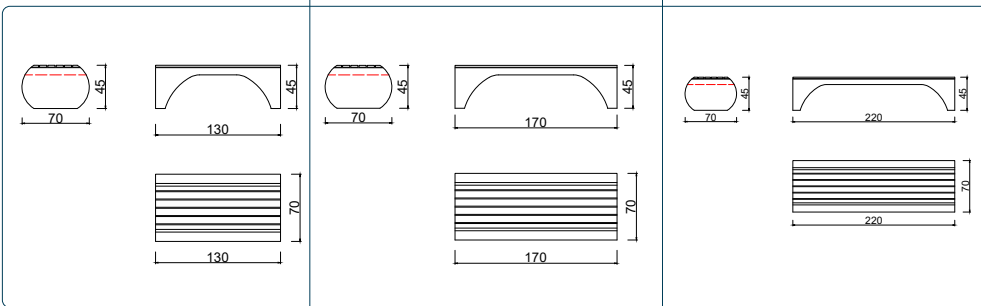
410 kg - 470 kg - 550 kg



Mini

Midi

Maxi



# LIBER Benches

## Linear Benches

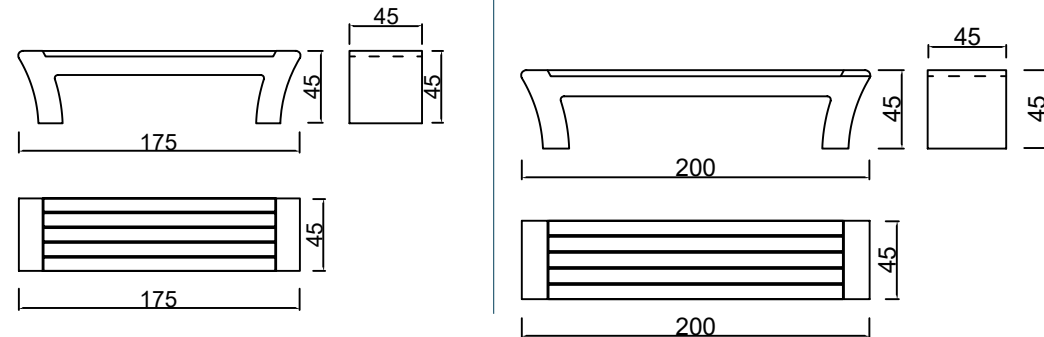
Weight:

315 kg - 345 kg



Mini

Maxi



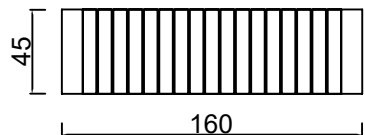
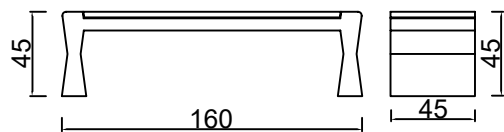
# LIMA Benches

## Linear Benches

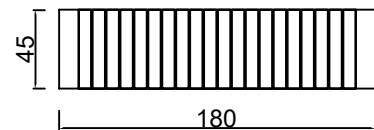
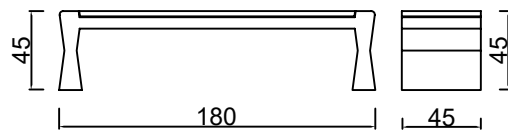
Weight: 250 kg - 260 kg



Mini



Maxi



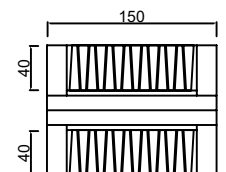
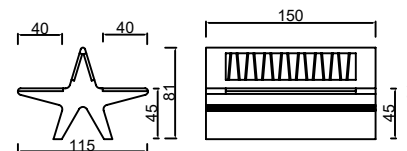
# STAR Benches

## Linear Benches

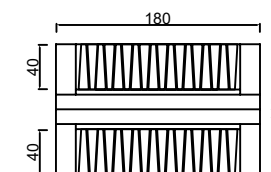
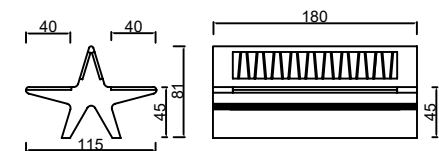
Weight: 720 kg - 1100 kg



Mini



Maxi

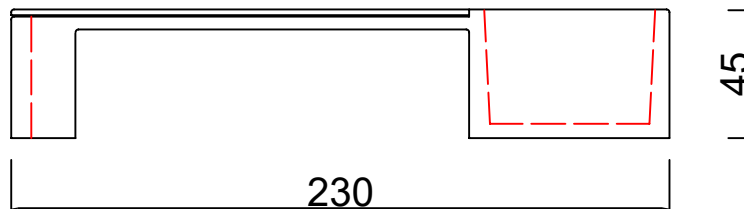




# MODESTA Benches

## Linear Benches

Weight:

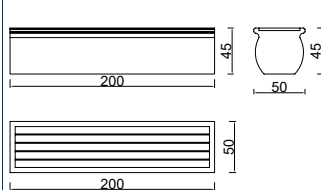
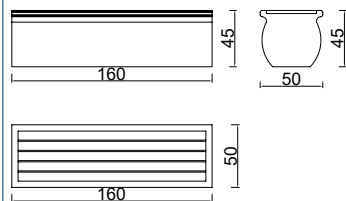
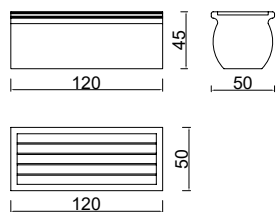
380 kg



# OLIVA Benches

## Linear Benches

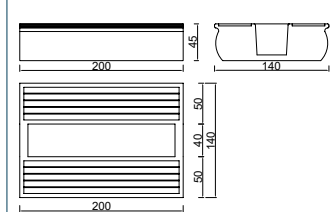
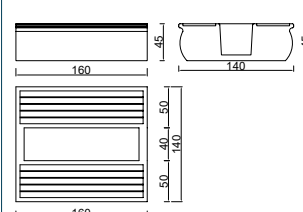

550 kg - 730 kg - 920 kg




# OLIVA Double Benches

## Linear Benches

1700 kg - 2150 kg



The **Harmonies**  
of the **Design**



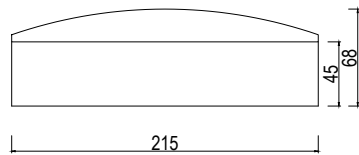
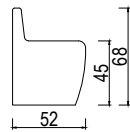
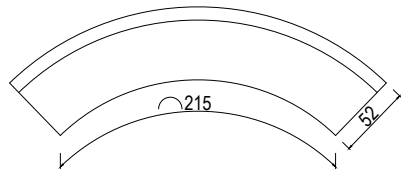



# MILENA Benches

## Curves Benches

Weight:

1400 kg - 1400 kg

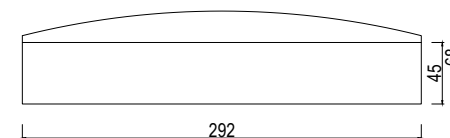
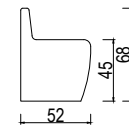
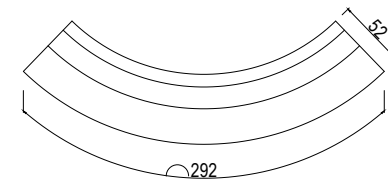


# MILENA Benches

## Curves Benches

Weight:

1400 kg - 1400 kg

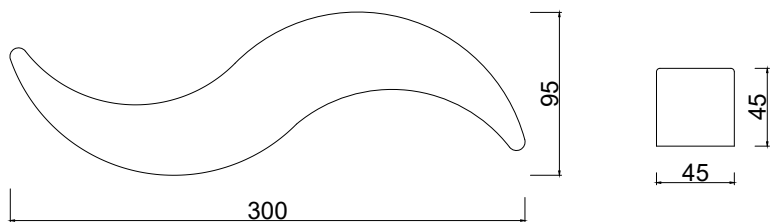


# S BANK Benches



## Curves Benches

Weight:

1300 kg



The Harmonies  
of the Design



Benched Around Tree

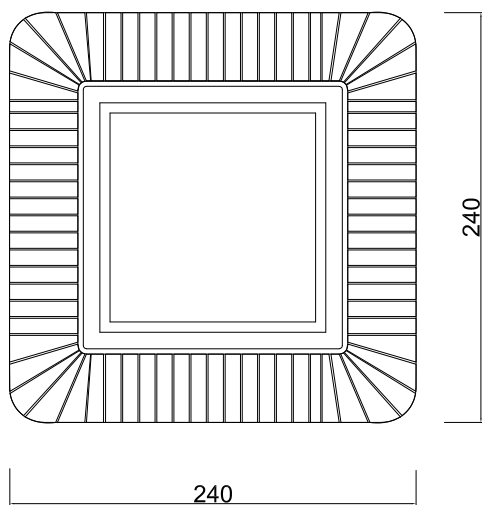
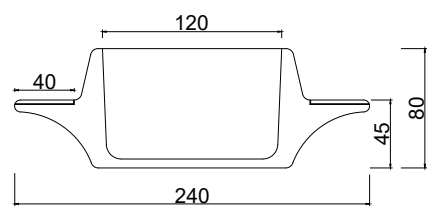


# PALOMA Benches

Benched around tree

Weight:

2400 kg

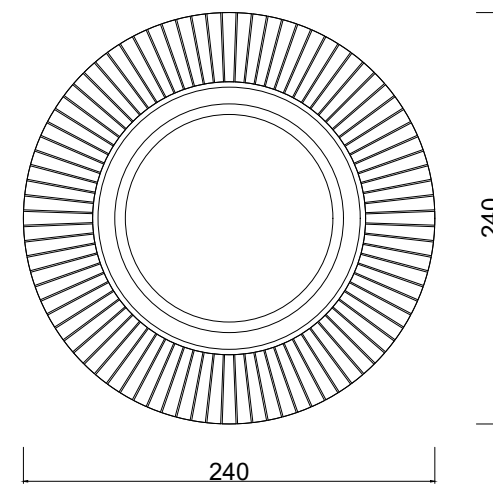
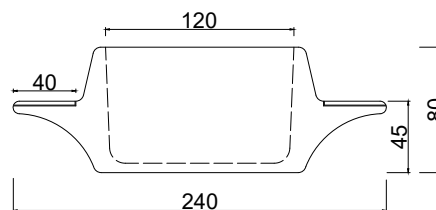


# PALOMA Benches

Benched around tree

Weight:

3000 kg

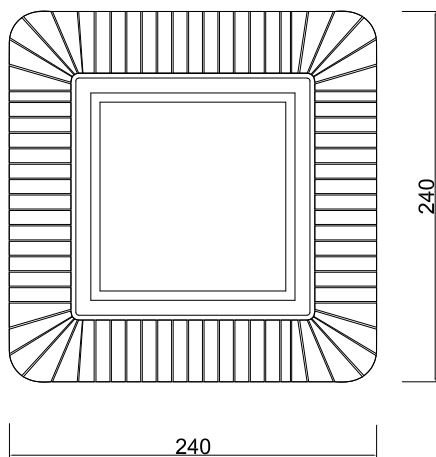
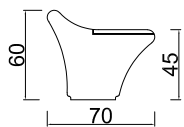



# SEPHIRA Benches

Benched around tree

Weight:

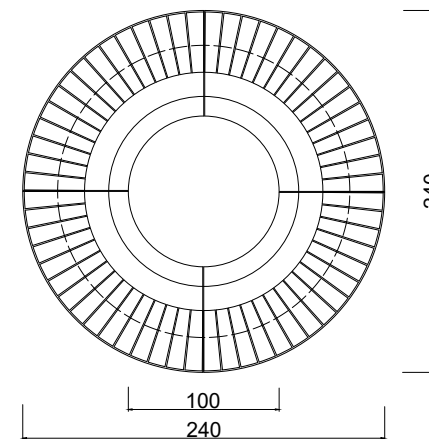
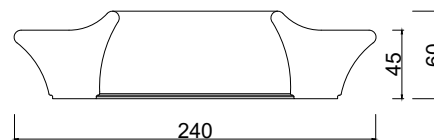
3250 kg



# SEPHIRA Benches

Benched around tree

Weight:

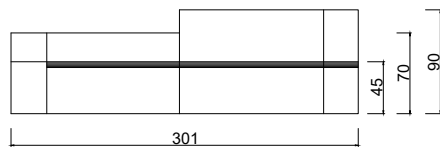
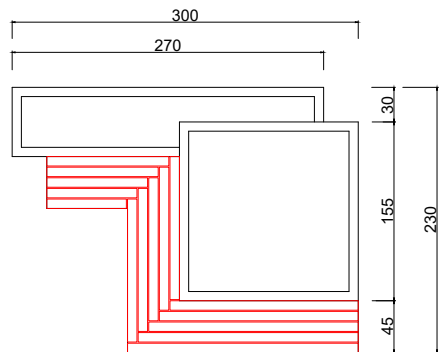


# LOPE Benches

Benched around tree

Weight:

2850 kg

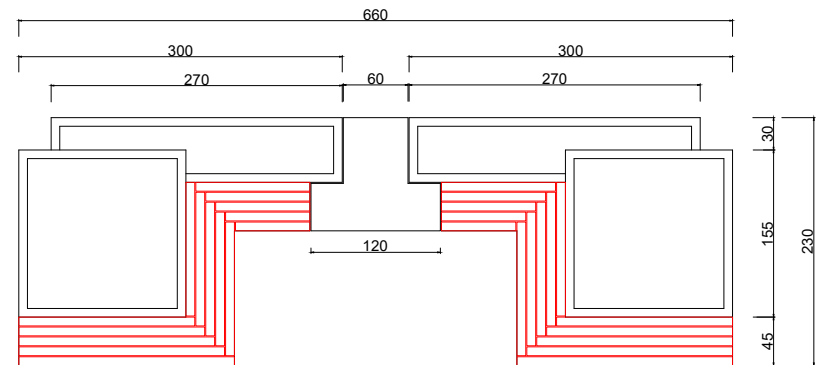


# LOPE Benches

Benched around tree

Weight:

6850 kg

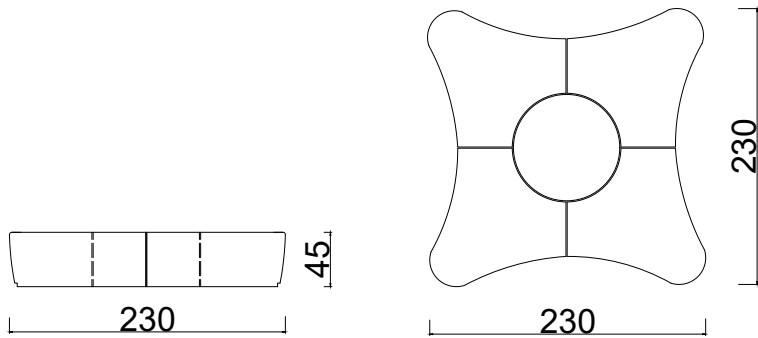



# SOLE Benches

Benched around tree

Weight:

3600 kg

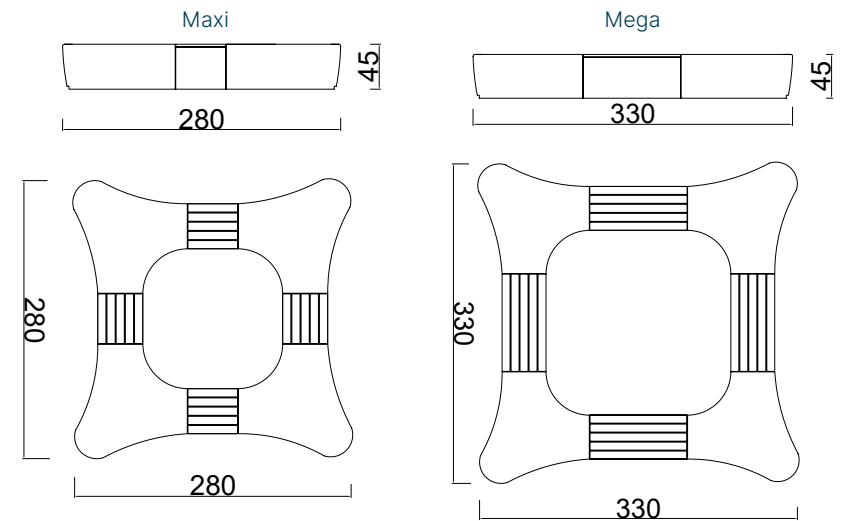



# SOLE Benches with Wood

Benched around tree

Weight:

4570 kg - 5350 kg



The Harmonies  
of the Design



Table Groups

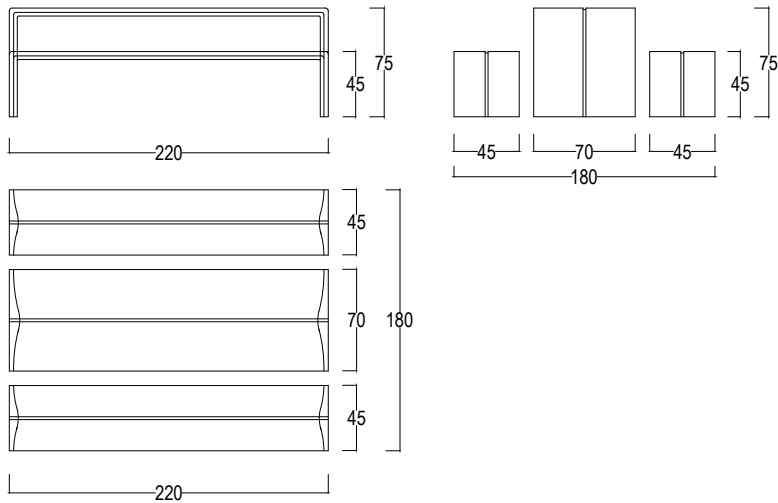


# AMBER

## Table Groups

Weight:

560 kg

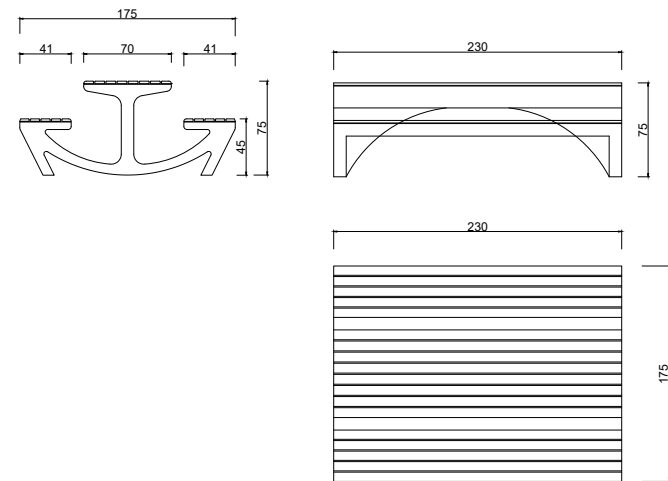


# ANCHOR

## Table Groups

Weight:

1520 kg

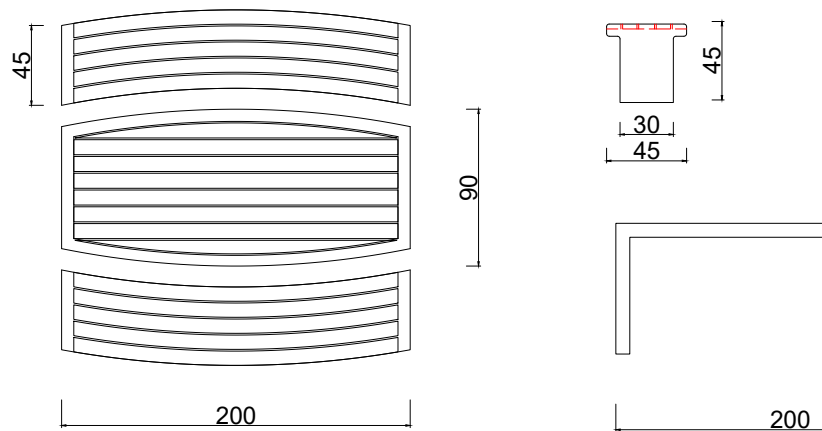


# KLARA

## Table Groups

Weight:

?? kg

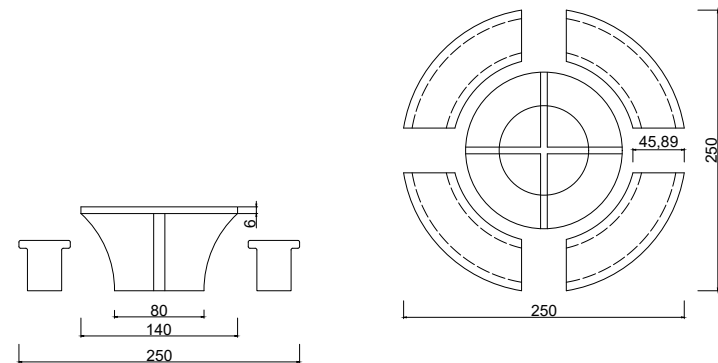


# NENA

## Table Groups

Weight:

2100 kg



The Harmonies  
of the Design



Planters



# LUCA Planter

## Planters

Weight:

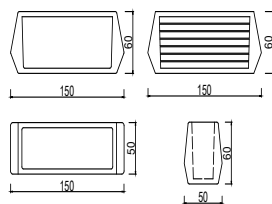
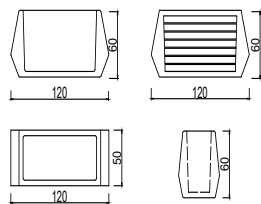
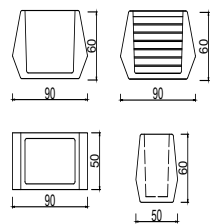
285 kg - 380 kg - 475 kg



Mini

Midi

Maxi

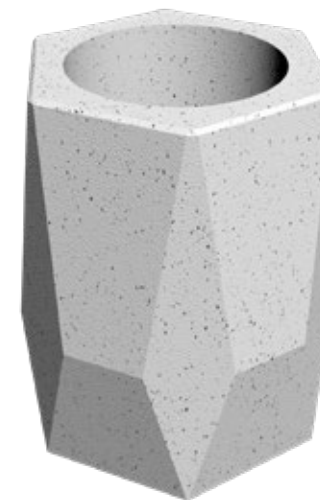


# SERENA Planter

## Planters

Weight:

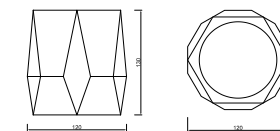
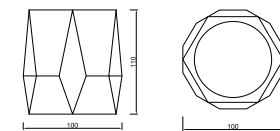
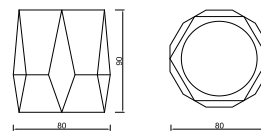
560 kg - 380 kg - 475 kg



Mini

Midi

Maxi



# VIDAL Planter

## Planters

Weight:

200 kg - 285 kg - 410 kg



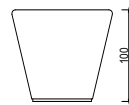
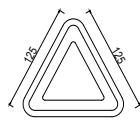
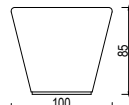
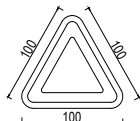
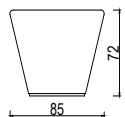
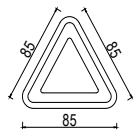
Mini



Midi



Maxi

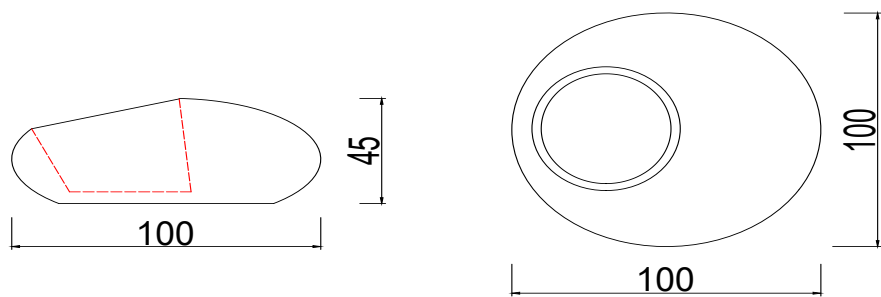



# MONTA Planter

Planters

Weight:

800 kg

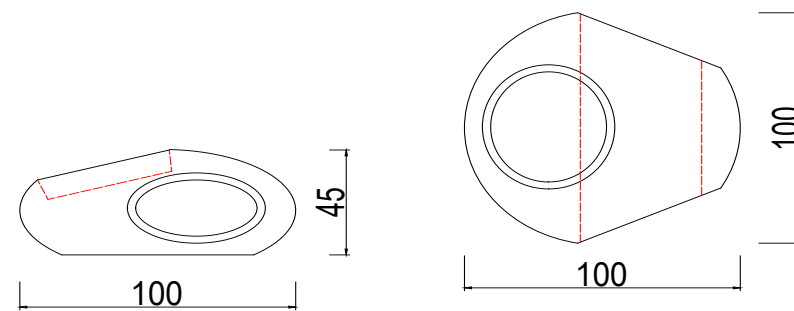


# OCTAVE Planter

Planters

Weight:

460 kg



# VIOLETTA Planter

## Planters

Weight:

510 kg - 620 kg - 1380 kg



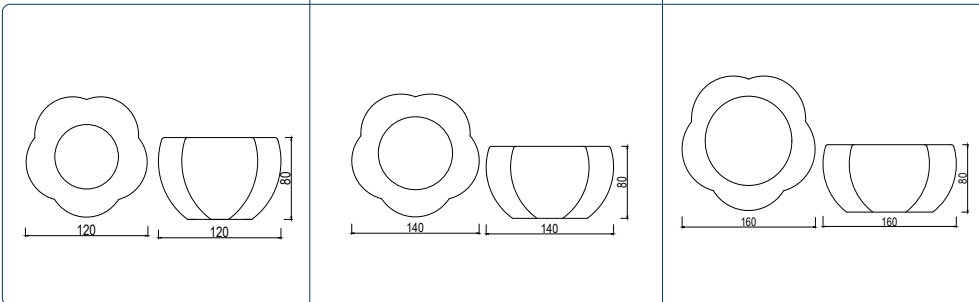
Mini



Midi



Maxi

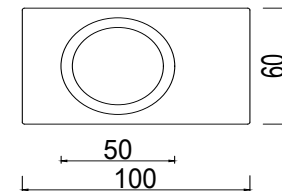
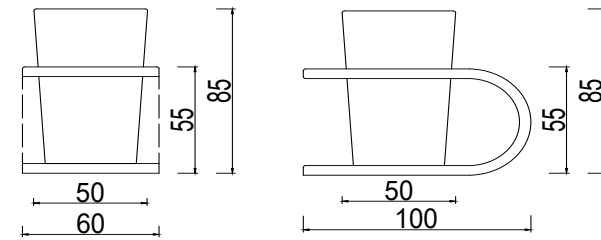


# PRIMO Planter

## Planters

Weight:

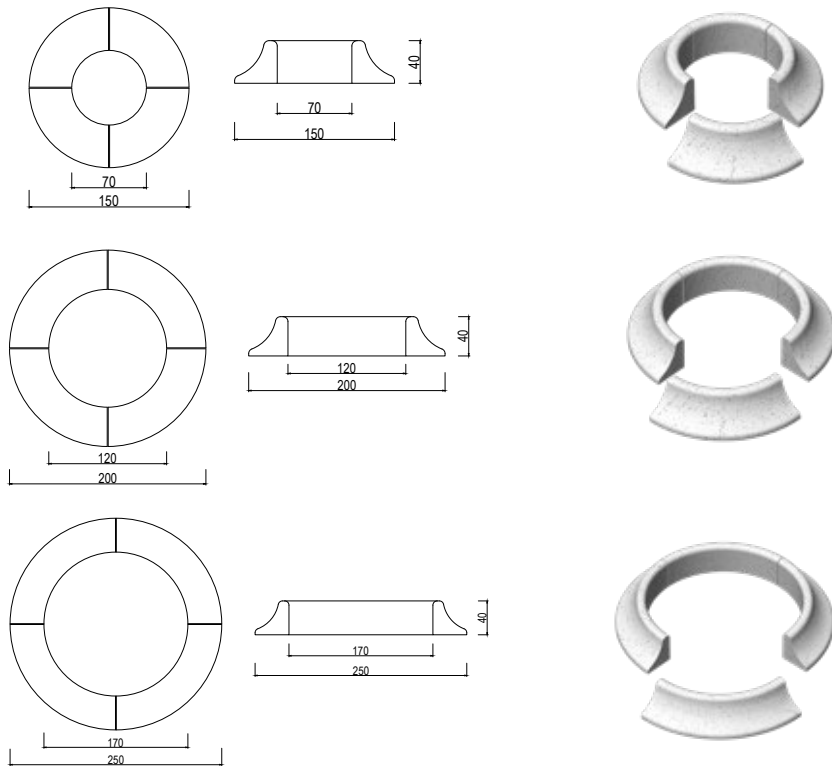
310 kg



# KLEMENS

## Planters

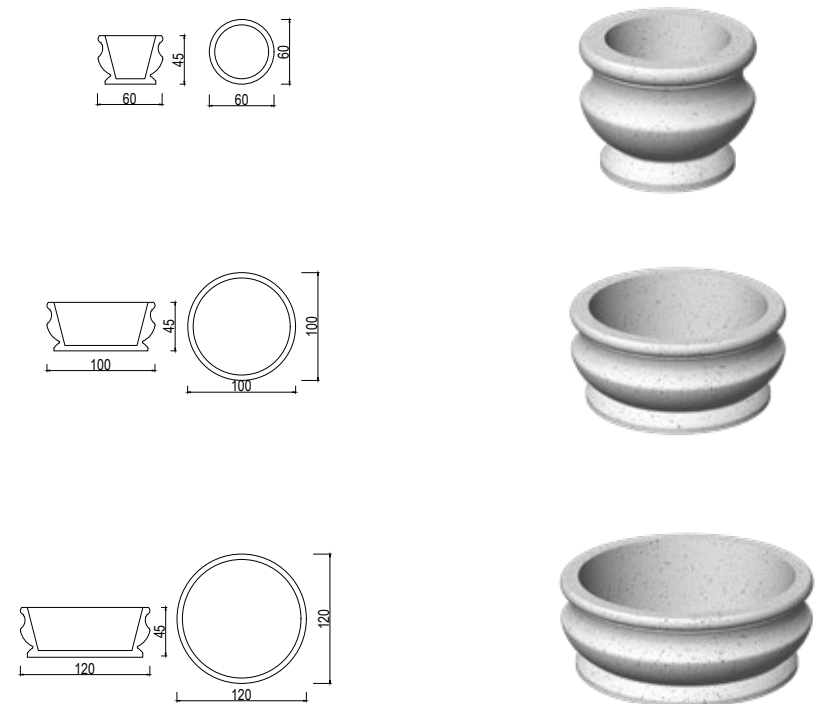
Weight: 735 kg - 1050 kg - 1400 kg



# LUCAN

## Planters

Weight: 60 kg - 140 kg - 200 kg


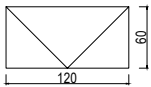
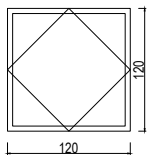

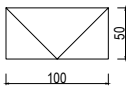
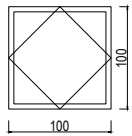
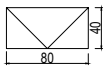
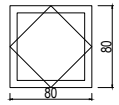



# ORSON

## Planters

Weight:

260 kg - 425 kg - 630 kg

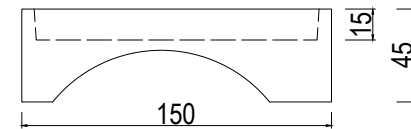
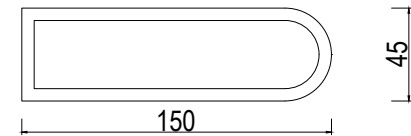


# AFRA

## Planters

Weight:

360 kg



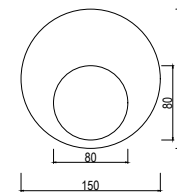
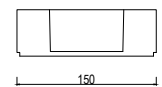
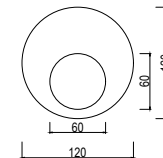
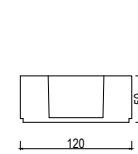


# SILAS

## Planters

Weight:

1030 kg - 1550 kg

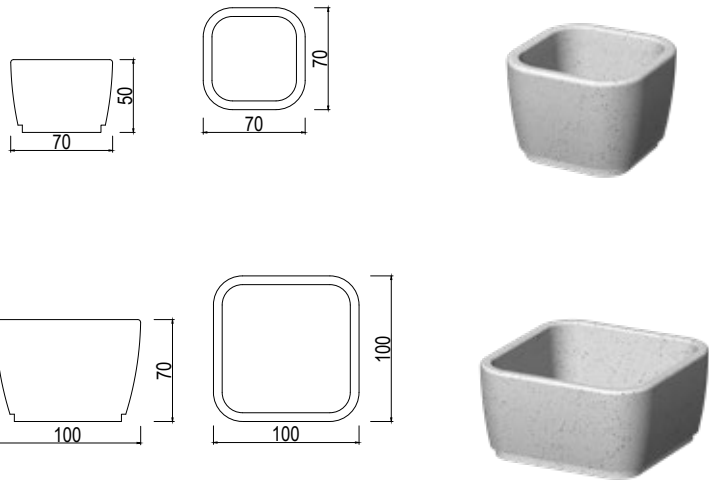


# FERMIN

## Planters

Weight:

210 kg - 450 kg

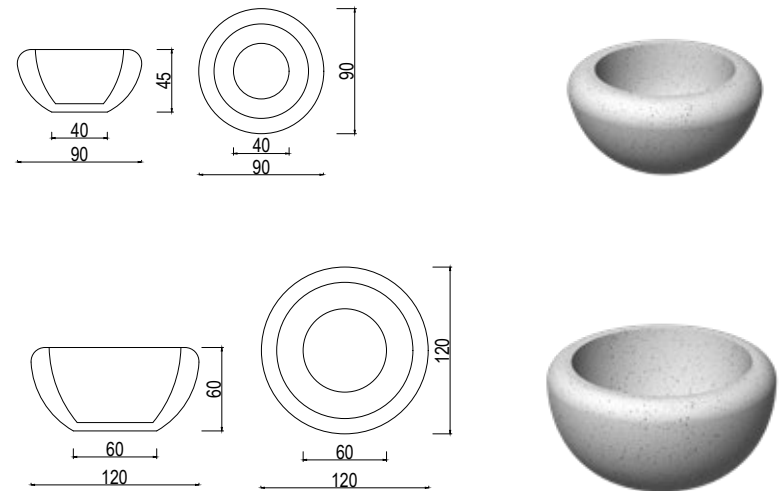



# YOLANDA

## Planters

Weight:

275 kg - 520 kg


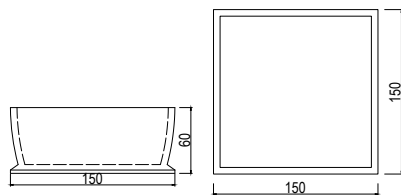

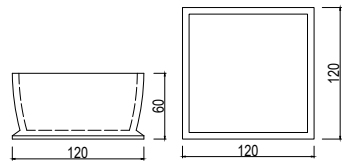

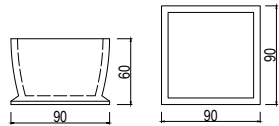


# ANTAL

## Planters

Weight:

440 kg - 650 kg - 880 kg

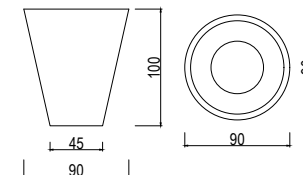
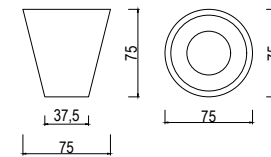
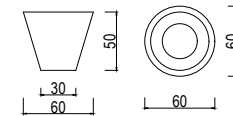



# PAVICA

## Planters

Weight:

115 kg - 200 kg - 325 kg


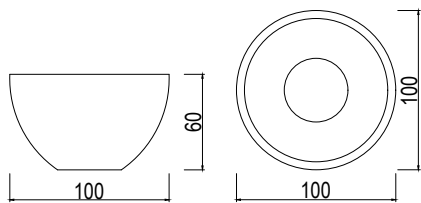
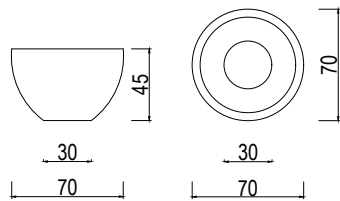



# LELEAS

## Planters

Weight:

215 kg - 400 kg

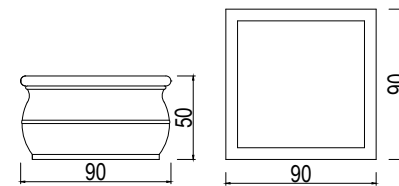
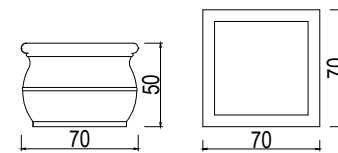


# MIKSA

## Planters

Weight:

300 kg - 400 kg

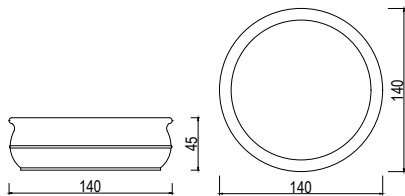
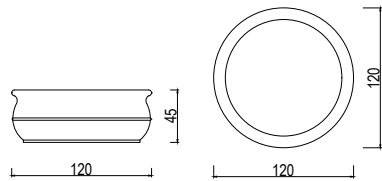
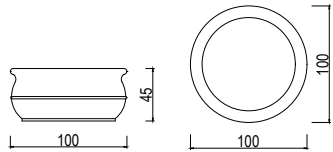
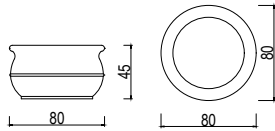
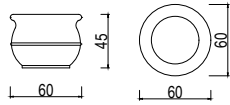


# VLASSIS

## Planters

Weight:

440 kg - 650 kg - 880 kg


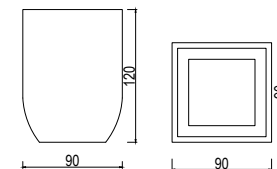

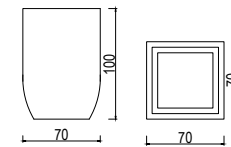
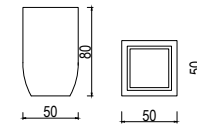



# DELORA

## Planters

Weight:

280 kg - 500 kg - 790 kg

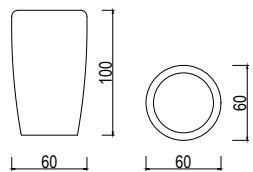
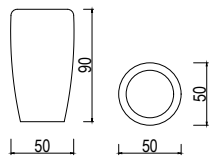
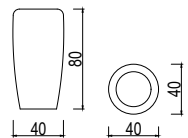


# MARZENA

## Planters

Weight:

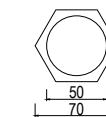
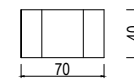
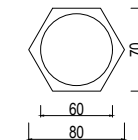
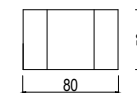
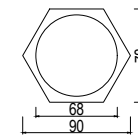
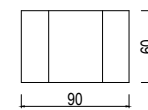

175 kg - 255 kg - 340 kg



# REMUS

## Planters

290 kg - 200 kg - 140 kg

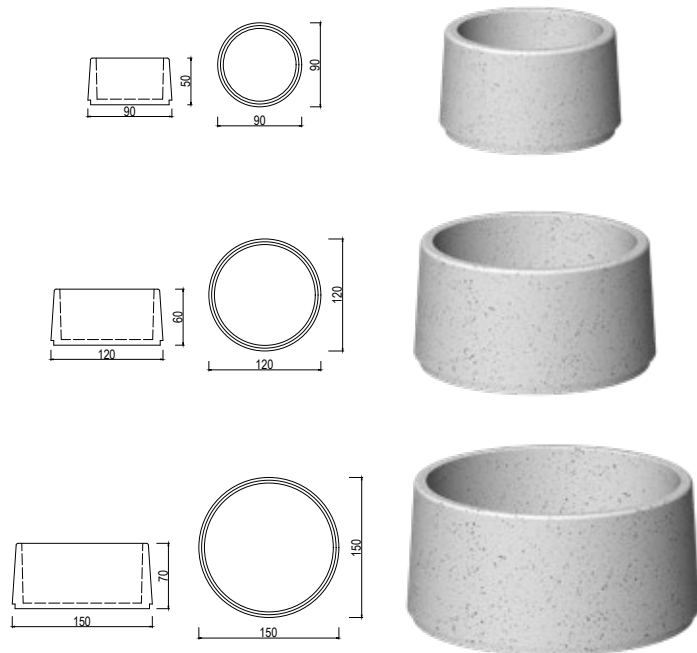


# AKONI

## Planters

Weight:

300 kg - 540 kg - 850 kg

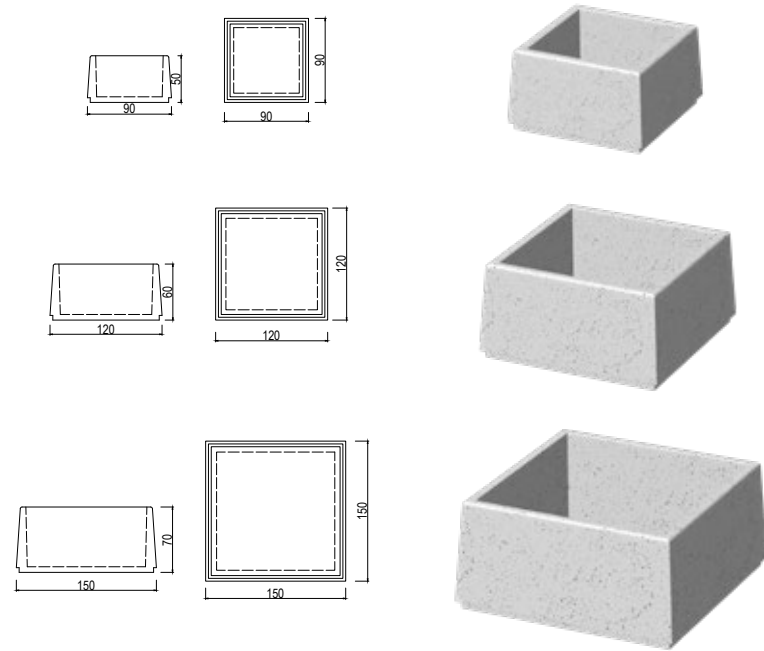




# LATOYA

## Planters

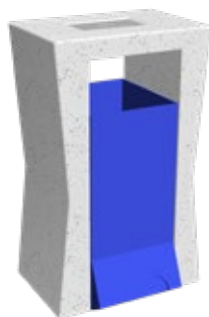
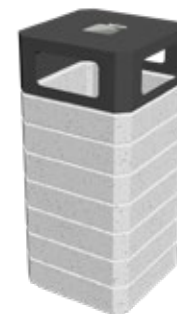
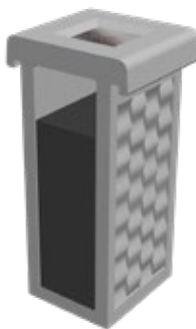
Weight:

440 kg - 770 kg - 1150 kg





The Harmonies  
of the Design



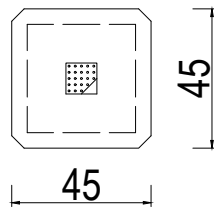
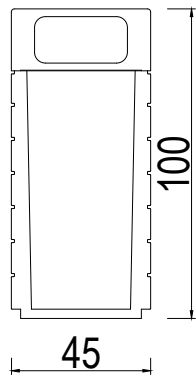
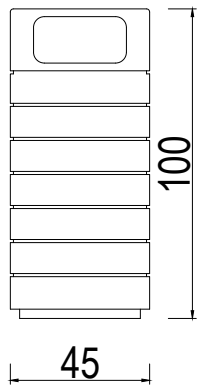
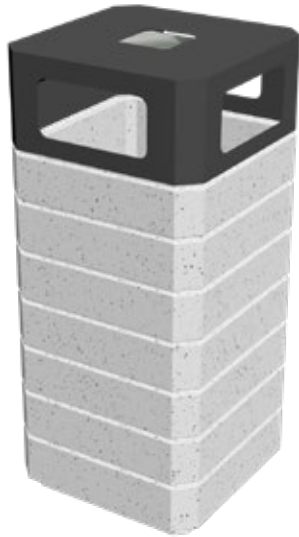


# ENZO

## Litter Bins

Weight:

175 kg

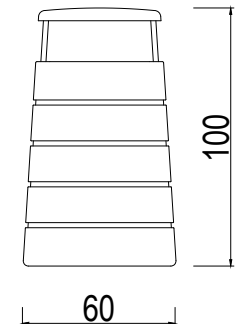
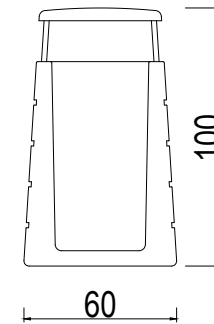
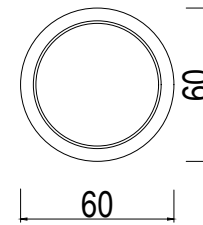


# FELINA

## Litter Bins

Weight:

250 kg

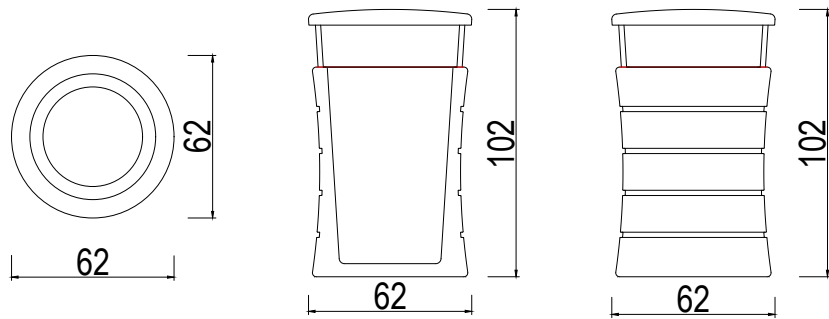


# KORNEL

## Litter Bins

Weight:

210 kg

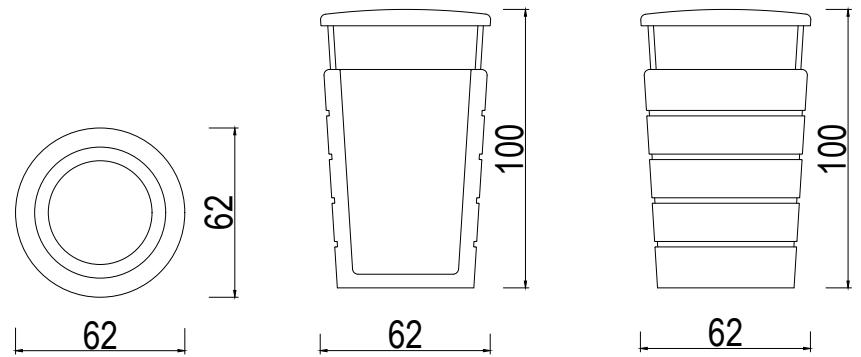


# LORETO

## Litter Bins

Weight:

200 kg

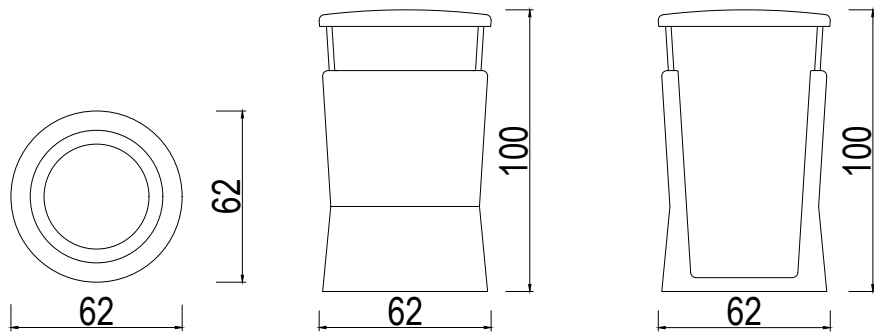


# MARCEL

## Litter Bins

Weight:

230 kg

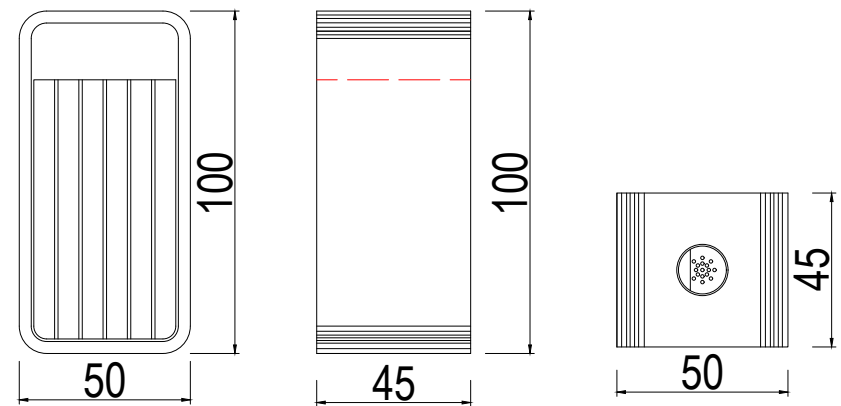


# PALMIRA

## Litter Bins

Weight:

140 kg

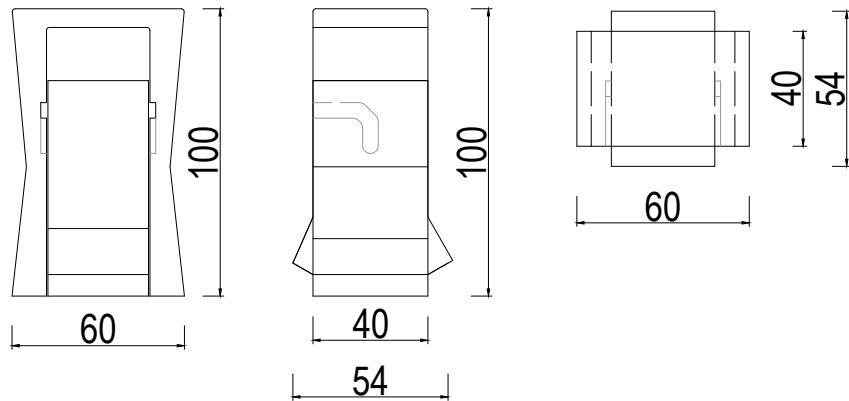
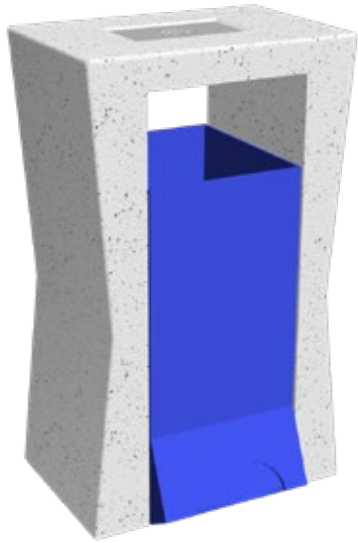


# SELINA

## Litter Bins

Weight:

220 kg

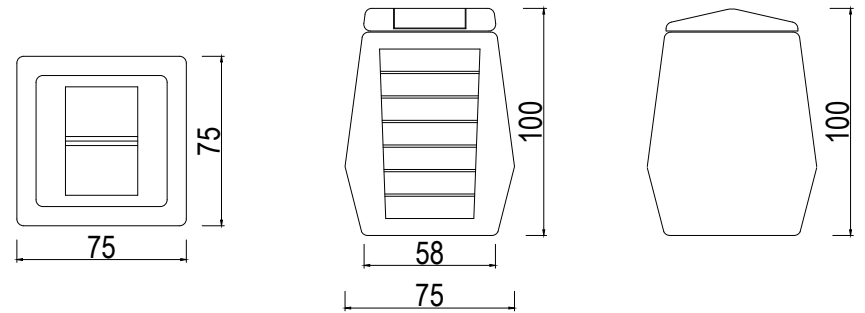


# VALENS

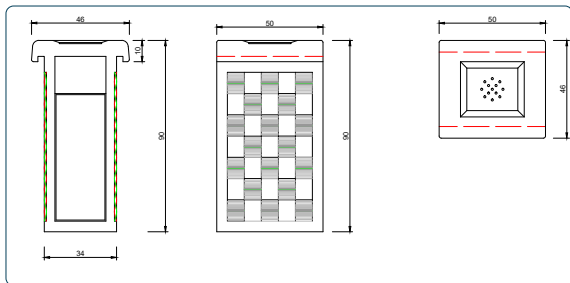

## Litter Bins

Weight:

550 kg




Weight:





## The Harmonies of the Design



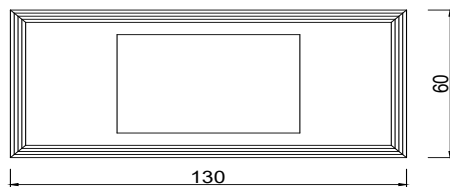
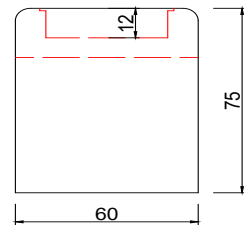
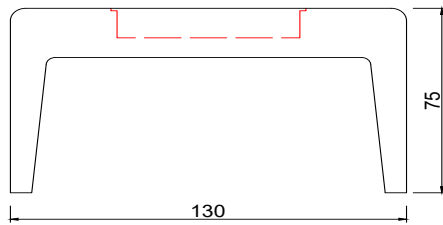


# NEMA BBQ

BBQ

Weight:

450 kg

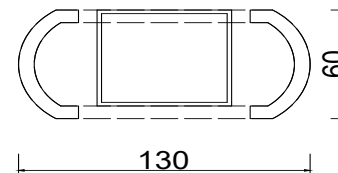
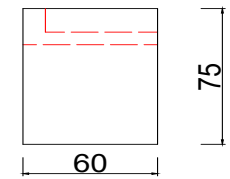
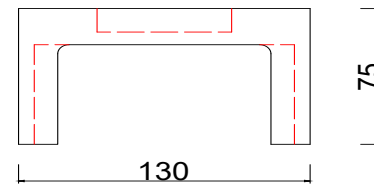


# SOLENAD BBQ

BBQ

Weight:

400 kg



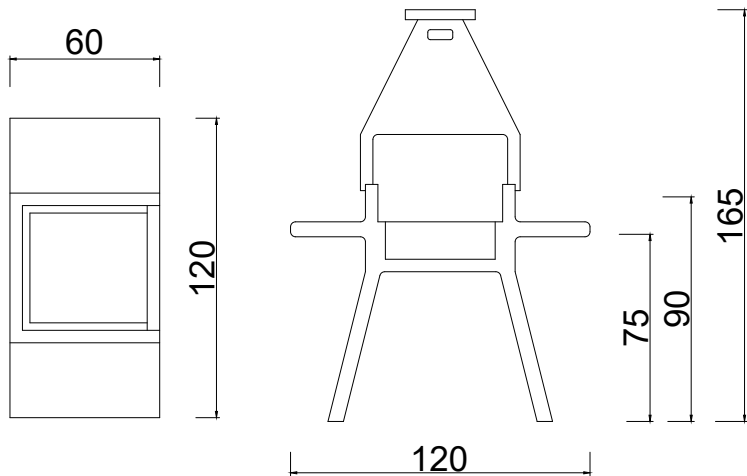



# VULCAN BBQ

BBQ

Weight:

550 kg

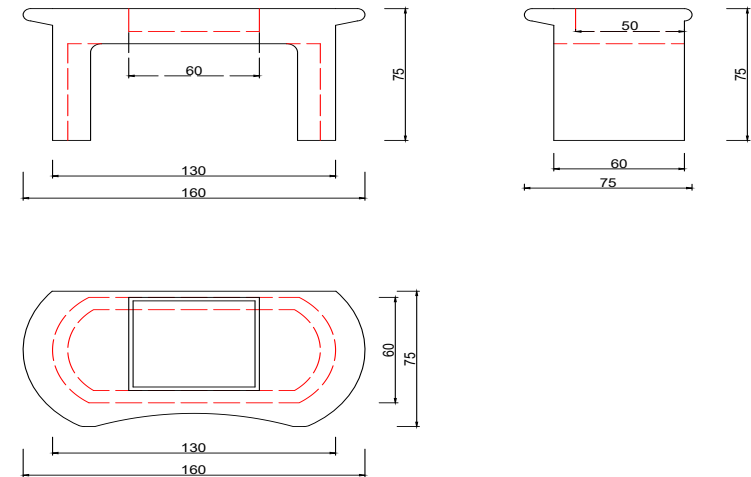


# PERLITA BBQ

BBQ

Weight:

400 kg

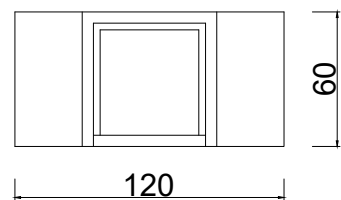
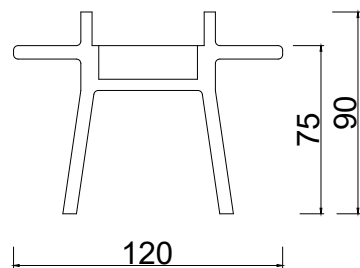



# LIAN BBQ

BBQ

Weight:

350 kg

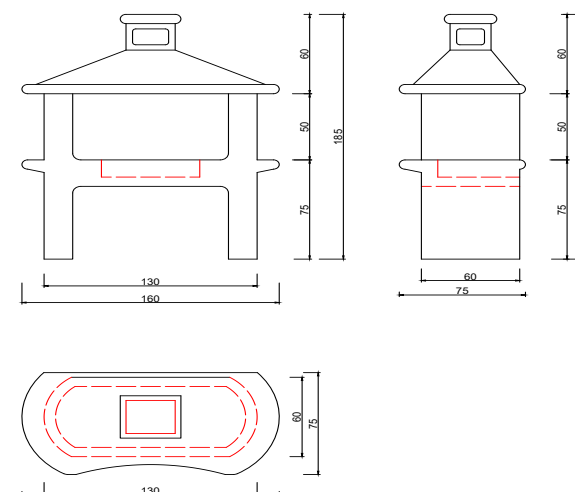



# PERA BBQ

BBQ

Weight:

400 kg



The Harmonies  
of the Design



Fountain

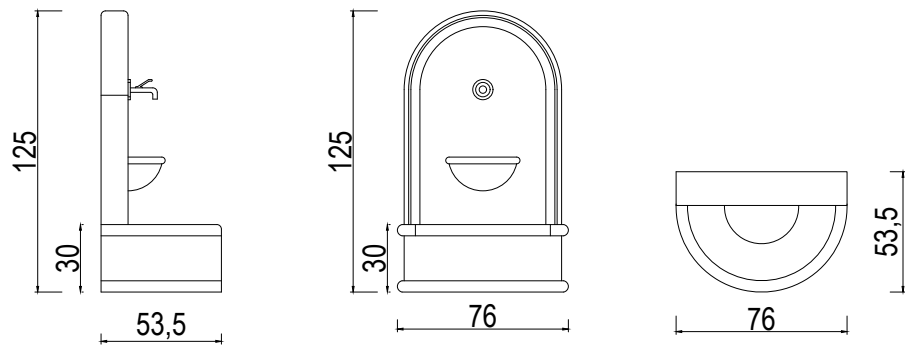


# GRETA

## Fountains

Weight:

325 kg

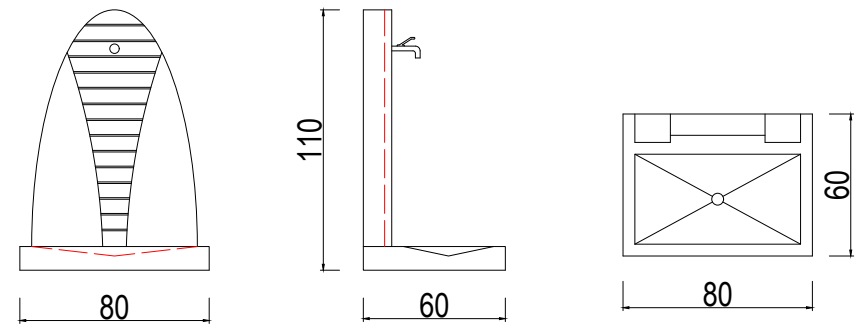


# LILIAN

## Fountain

Weight:

275 kg



# MERLE

## Fountains

Weight:

500 kg

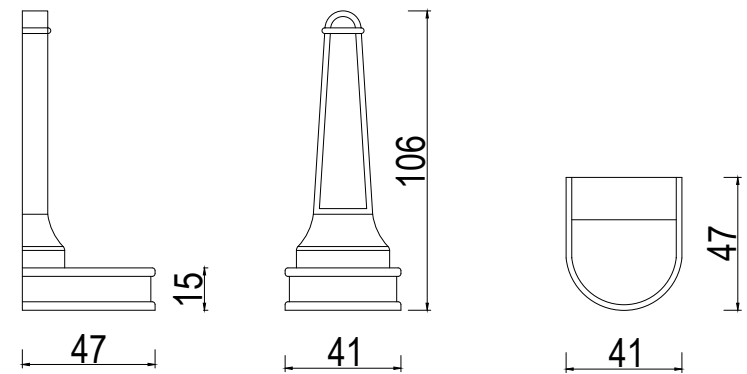
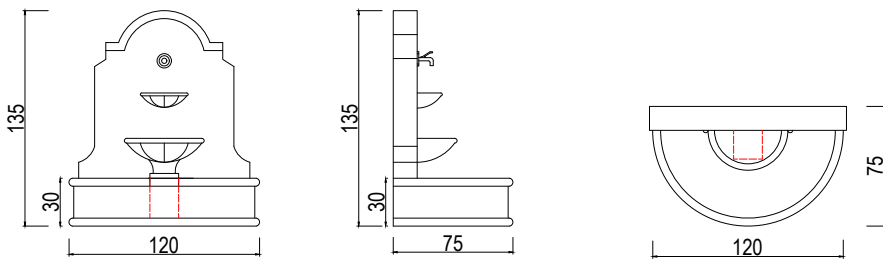



# MILLA

## Fountain

Weight:

80 kg

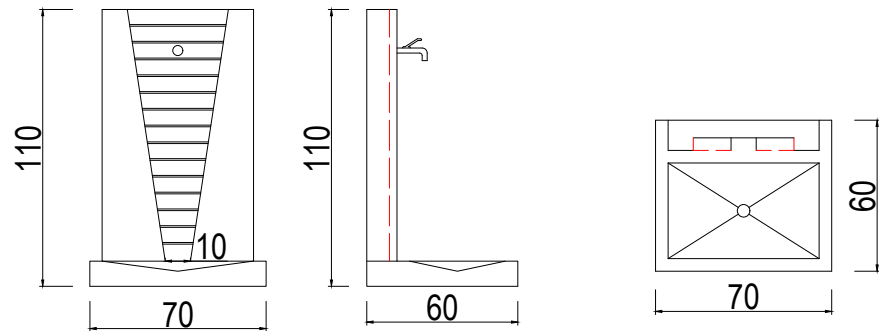


# SILVENA

## Fountains

Weight:

300 kg

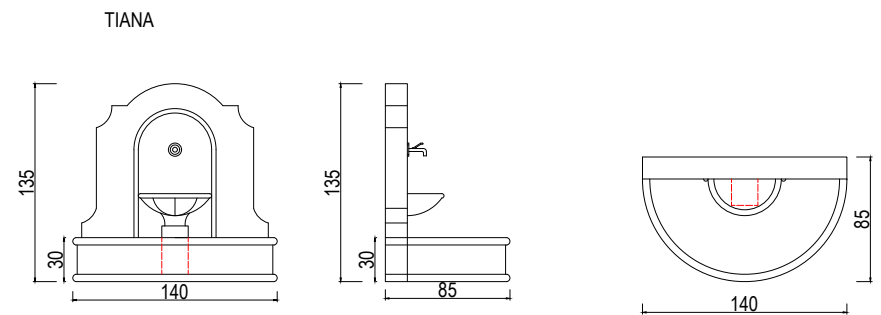


# TIANA

## Fountain

Weight:

610 kg

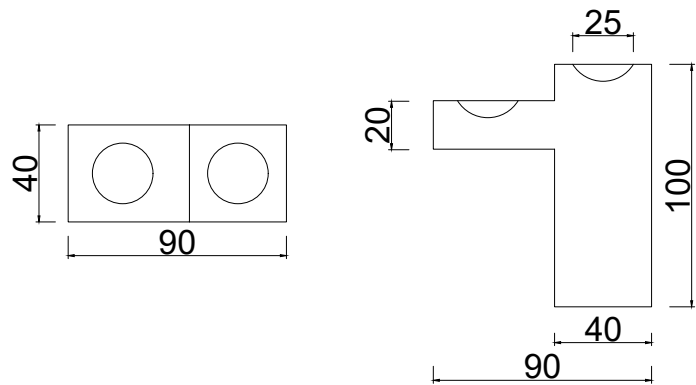


# ADORE

## Fountains

Weight:

450 kg

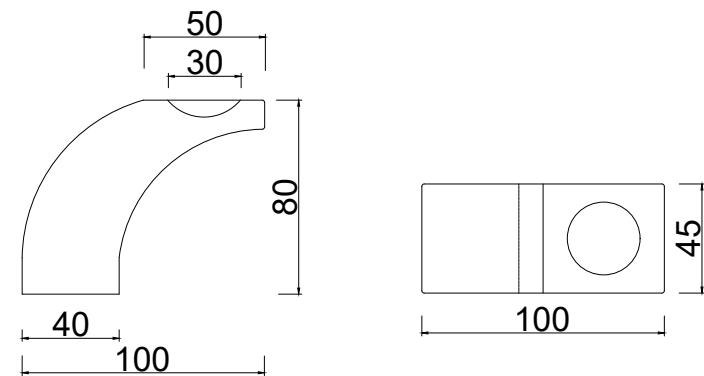


# PARNEL

## Fountain

Weight:

400 kg

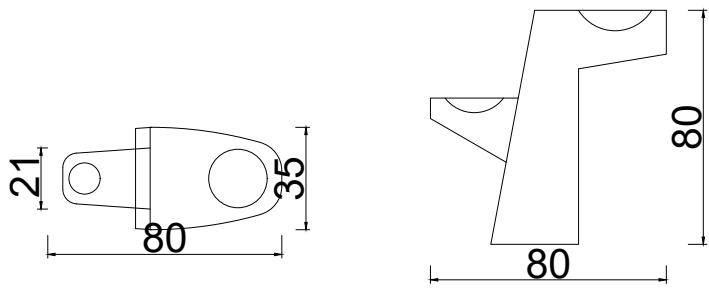


# TINA

## Fountains

Weight:

210 kg

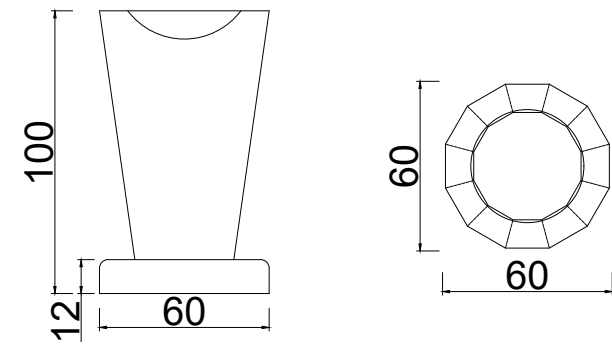


# VIVIANA

## Fountain

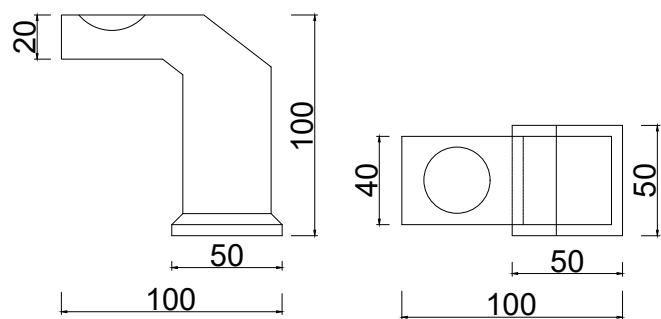
Weight:

250 kg







Weight:

450 kg



The Harmonies  
of the Design






# BERTA

## Ormental Pool

Weight:

530 kg




# TROYA

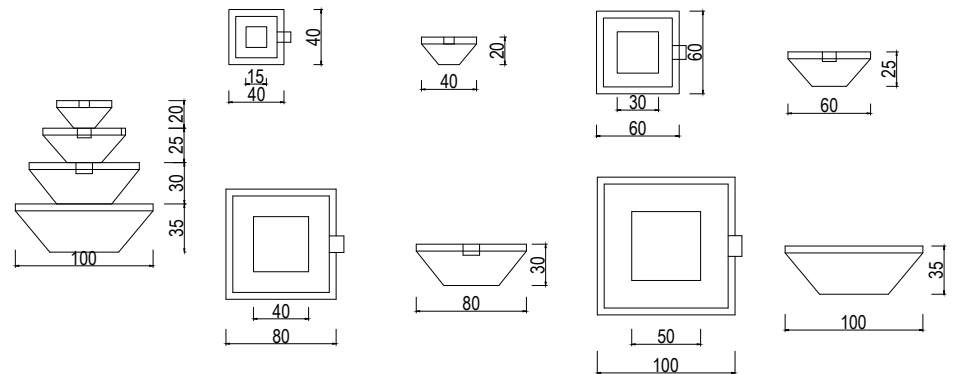
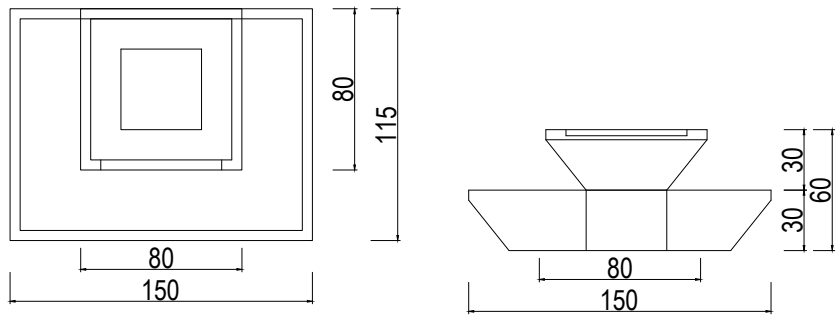
## Ormental Pool

Weight:

600 kg



### SU OYUNLARI 1

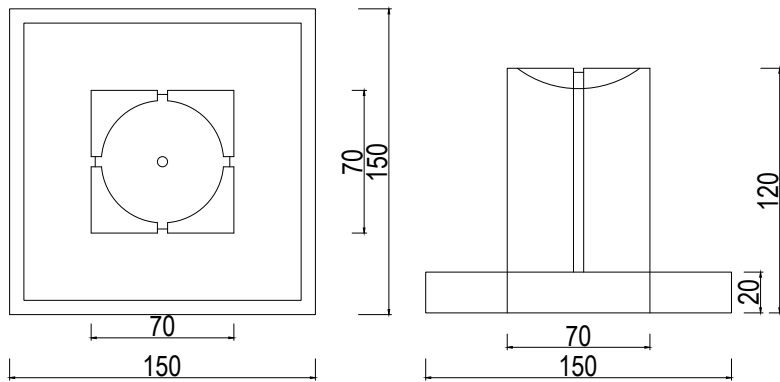



# MARIKA

## Ormental Pool

Weight:

1750 kg

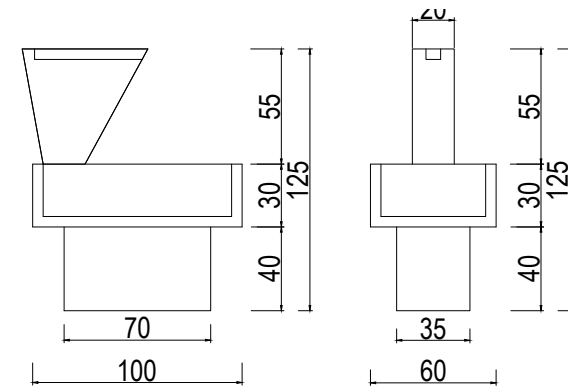


# ELSA

## Ormental Pool

Weight:

358 kg

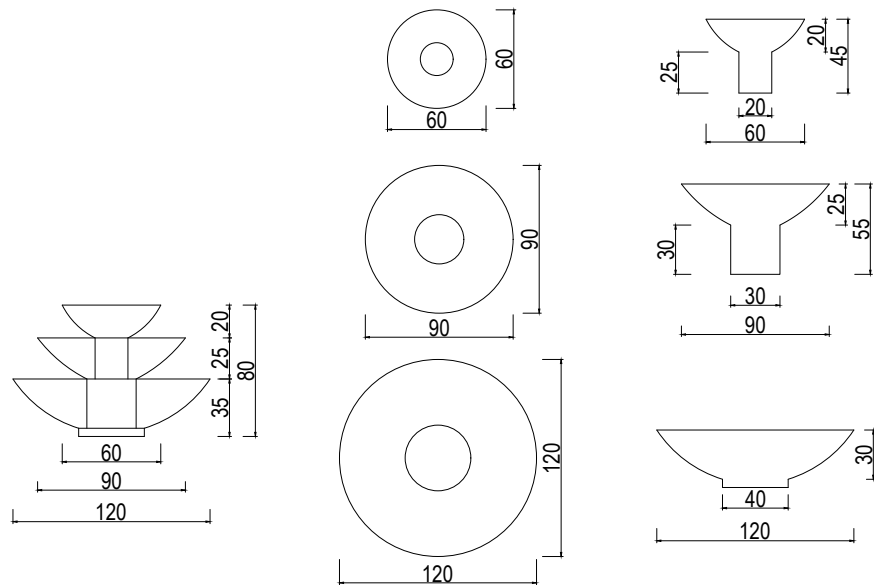



# RAYNA

## Ormental Pool

Weight:

360 kg

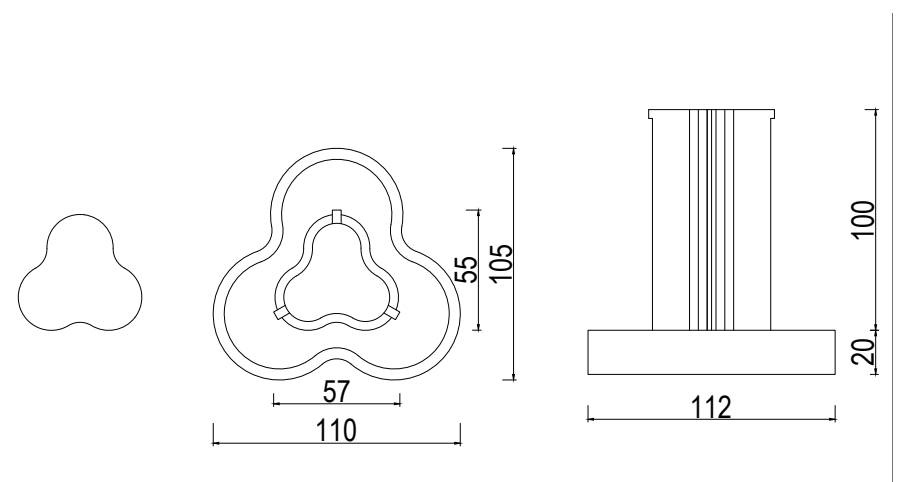



# ALMUS

## Ormental Pool


Weight:

630 kg





## The Harmonies of the Design



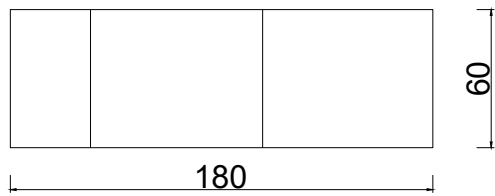
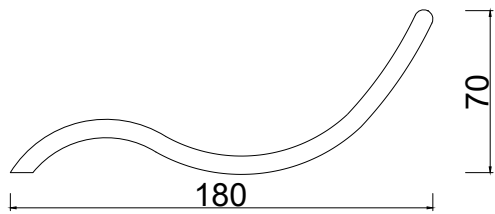


# SARINA

Sunbed

Weight:

240 kg

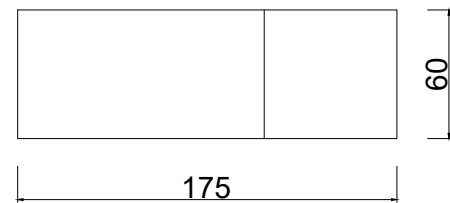



# MORTEN

Sunbed

Weight:

255 kg


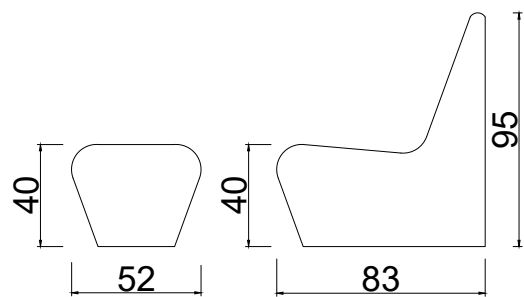



# LOREN

Sunbed

Weight:

800 kg

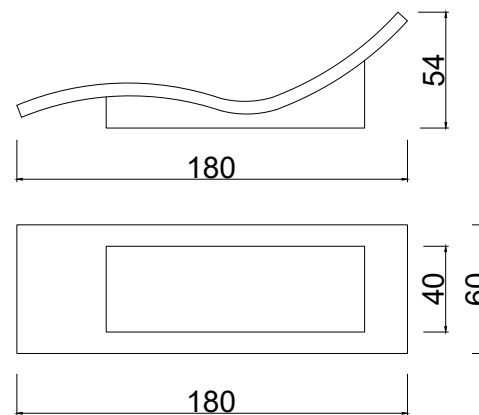


# BENITO

Sunbed

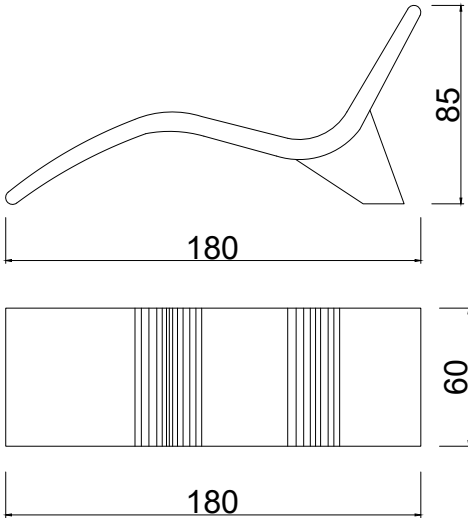

Weight:

315 kg




Weight:

255 kg





The Harmonies  
of the Design

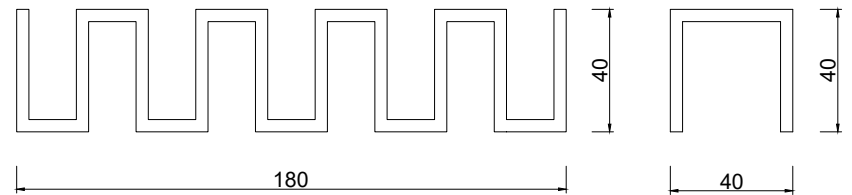





## VIONA Bike Parks

Weight:

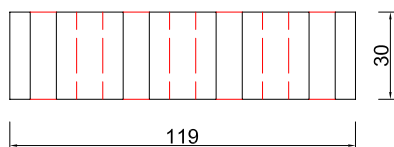
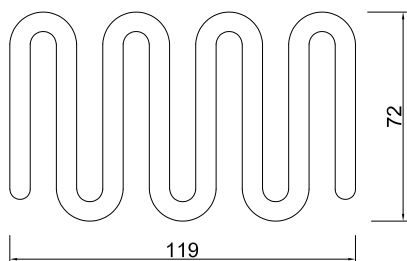

100 kg



## REGULA Bike Parks

Weight:

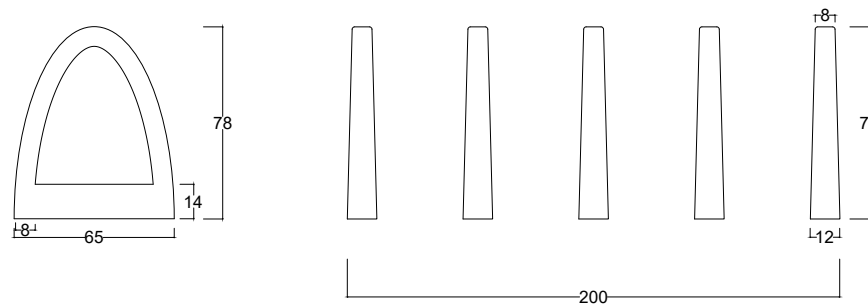
280 kg



## VALERO Bike Parks

Weight:

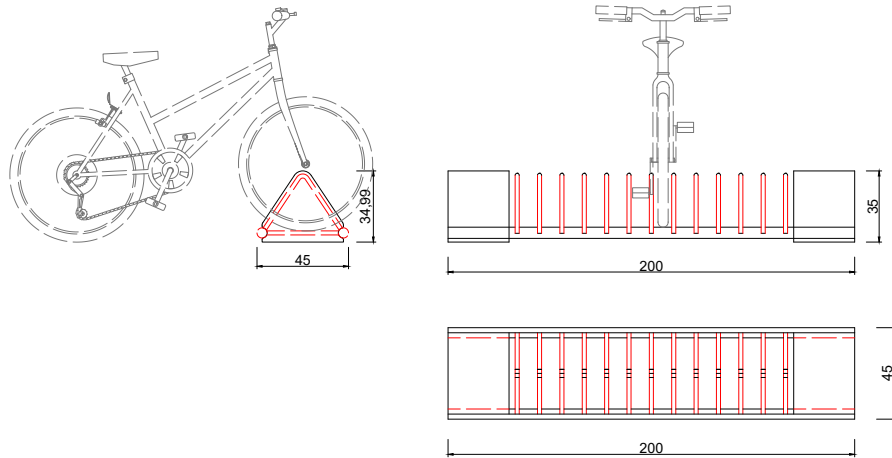
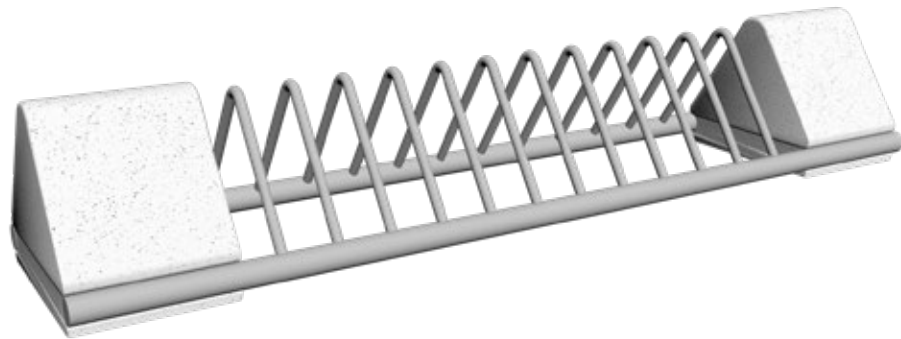
275 kg



## DENA Bike Parks

Weight:

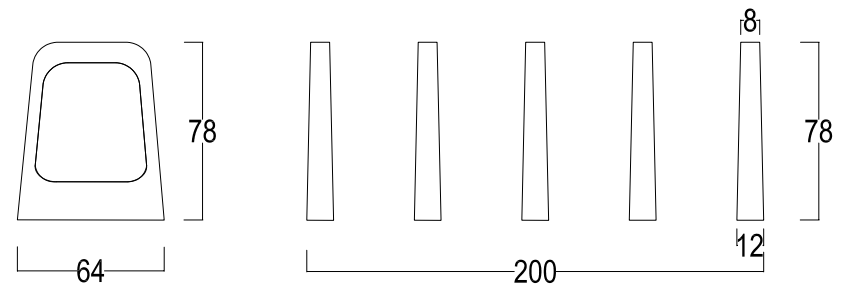
220 kg




## MORENA Bike Parks

Weight:

300 kg

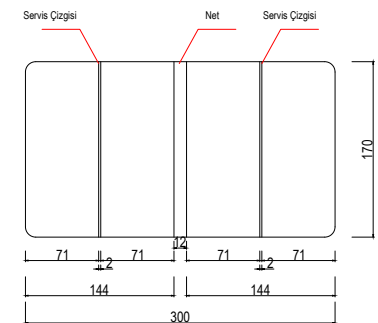
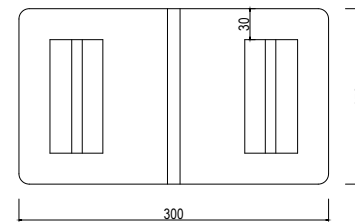
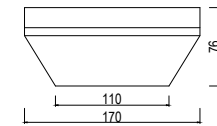
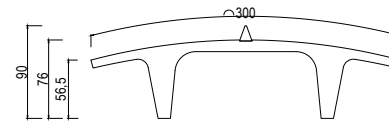



# The Harmonies of the Design



Weight:

2200 kg

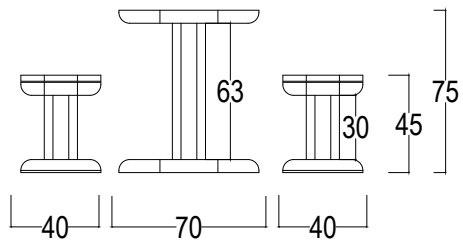
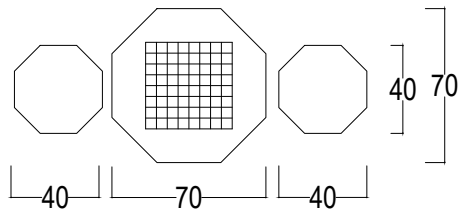


# AMOR City Entertainment

Chess

Weight:

260 kg

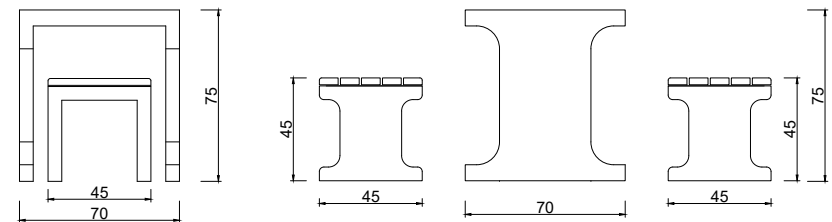
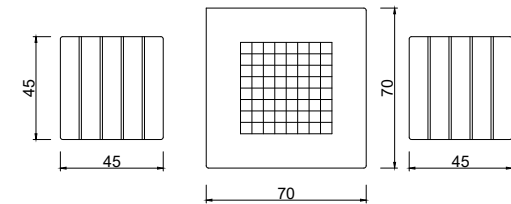



# FELICE City Entertainment

Chess

Weight:

300 kg

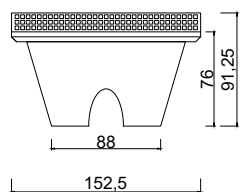
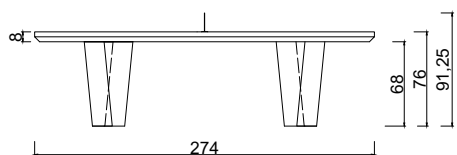
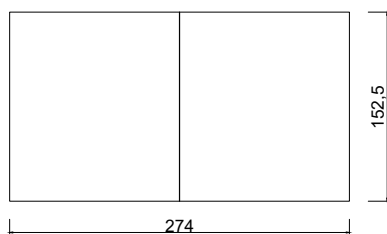



# TOLA City Entertainment

PingPong

Weight:

1720 kg

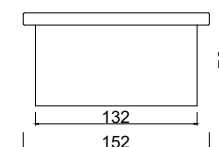
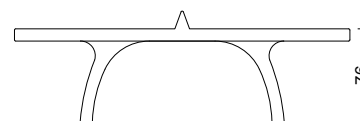
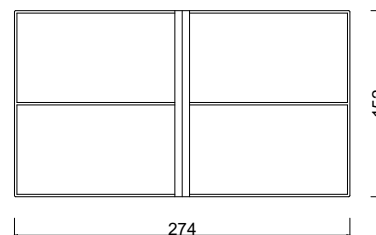



# PRIMA City Entertainment

PingPong

Weight:

1570 kg



The Harmonies  
of the Design



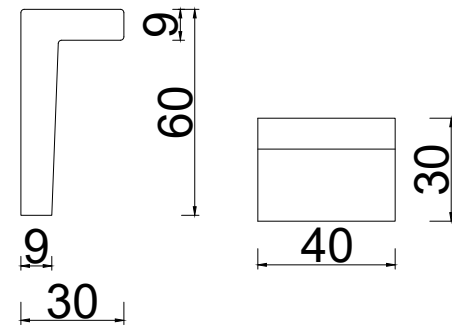


## SOREN

Lighting

Weight:

73 kg

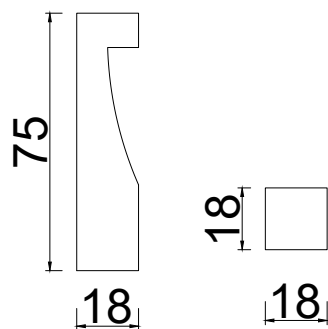


# FERMINA

Lighting

Weight:

57 kg

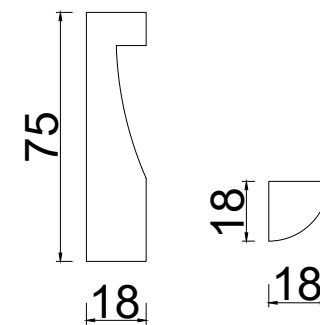



# IRENE

Lighting

Weight:

45 kg

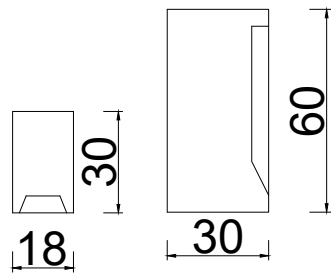


# GORDIAN

Lighting

Weight:

76 kg

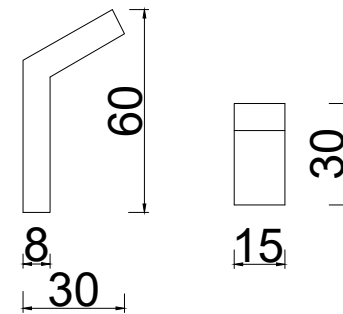



# LORITA

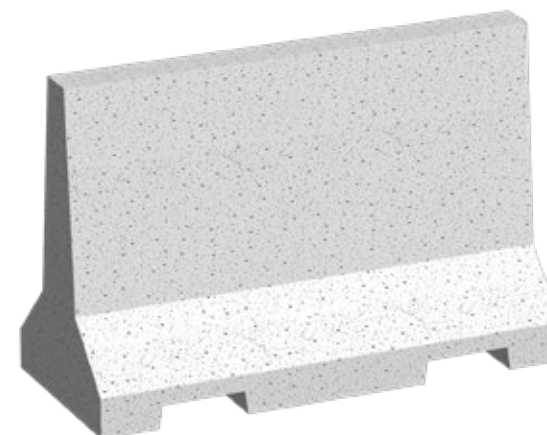
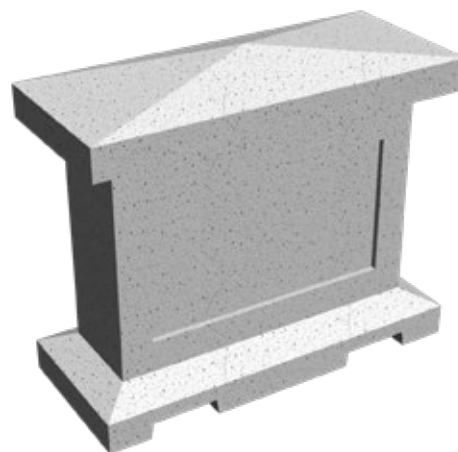
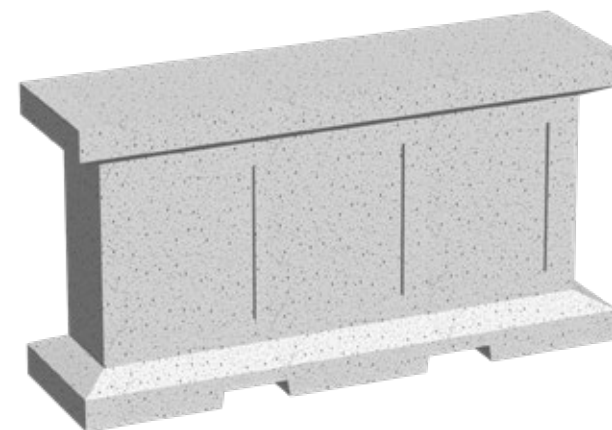
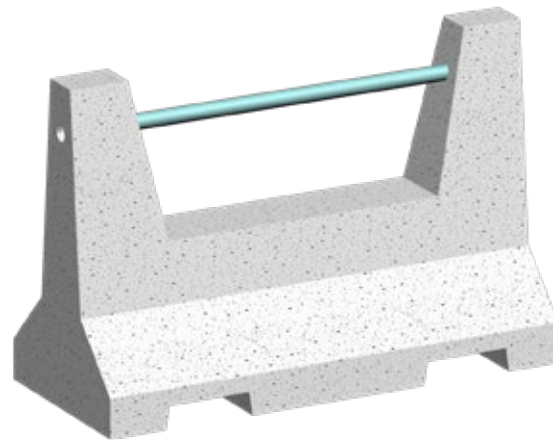
Lighting


Weight:

21 kg



The **Harmonies**  
of the **Design**



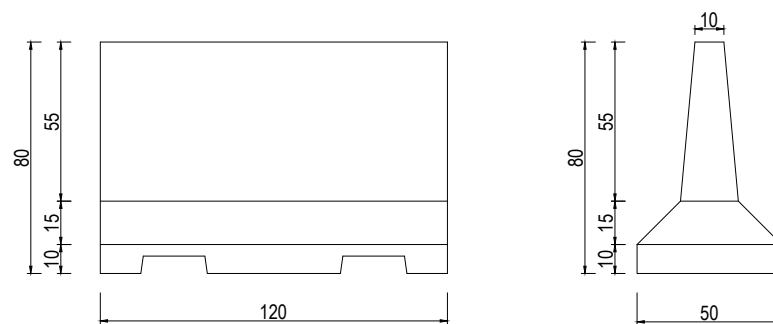
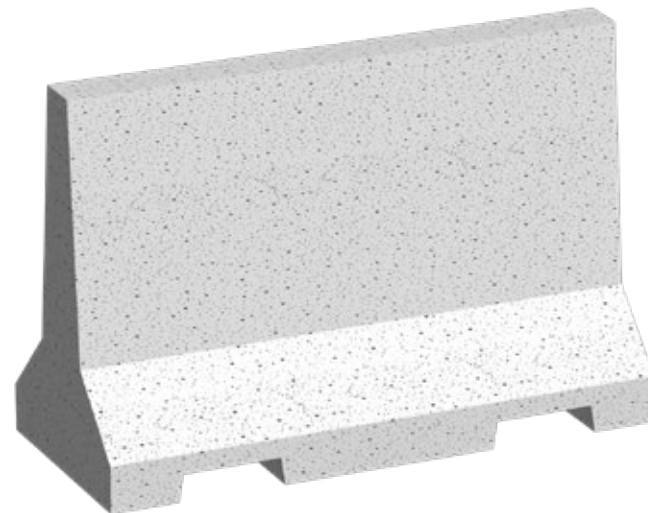


# DEVAN

## Barriers

Weight:

450 kg

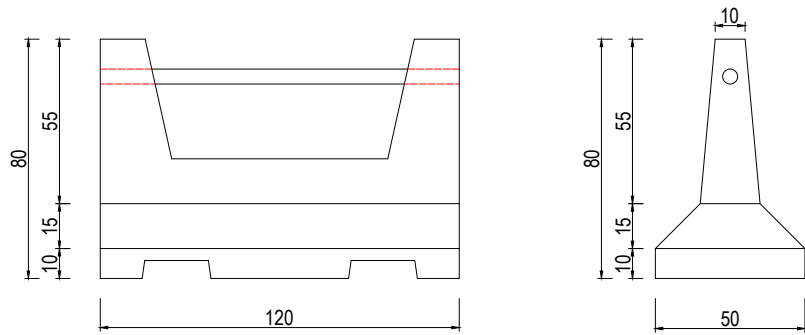
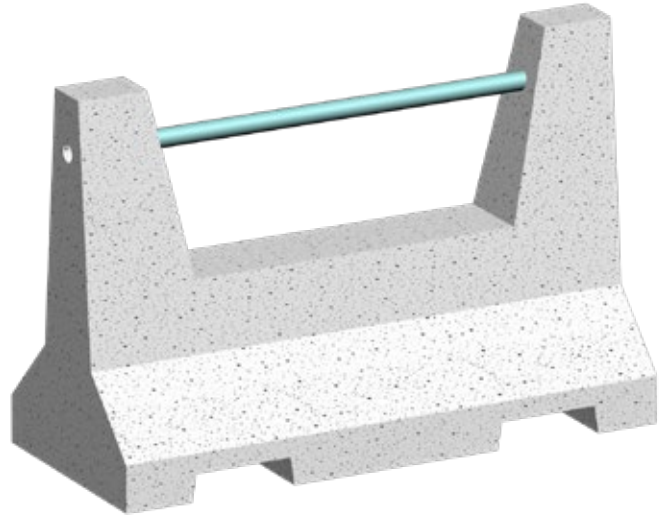


# LUCINA

## Barriers

Weight:

350 kg

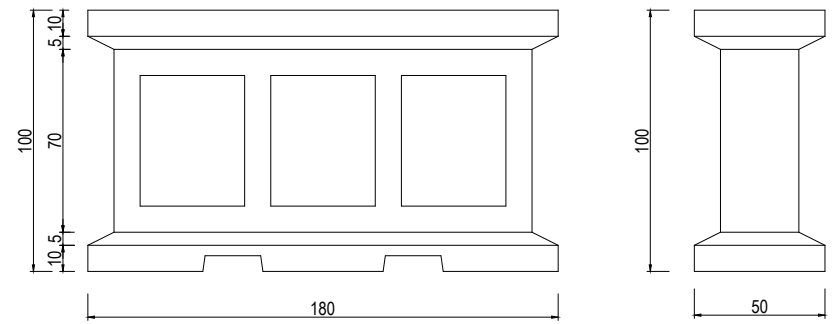
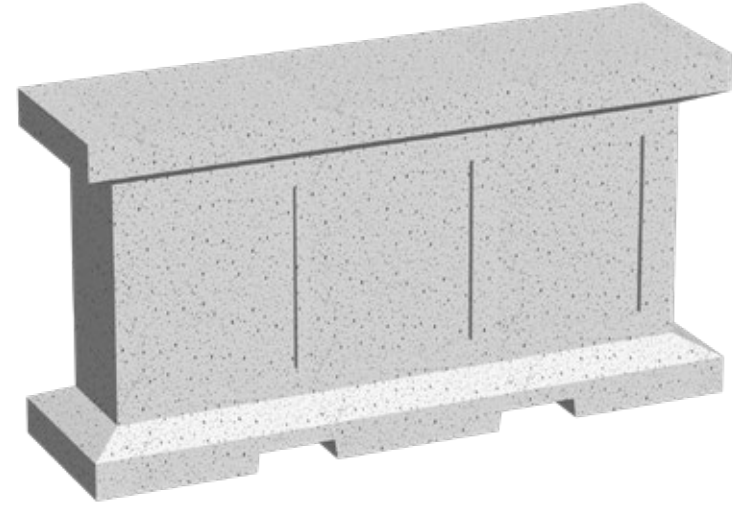


# PERNEL

## Barriers

Weight:

920 kg

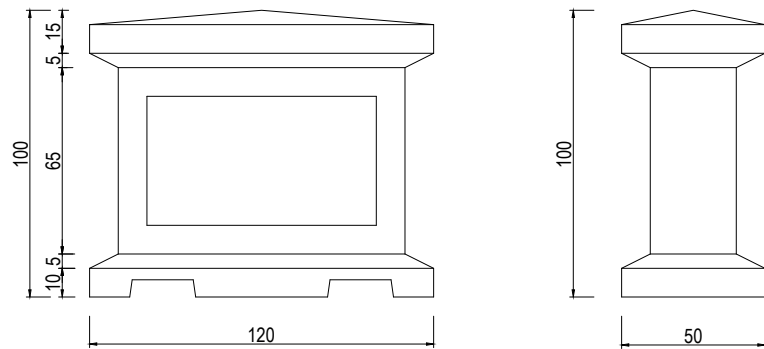
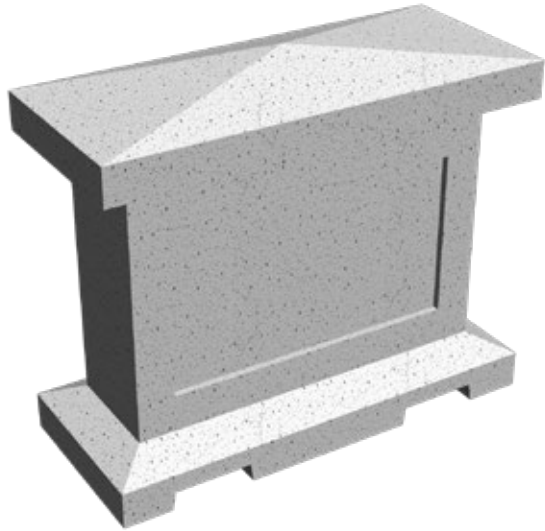


# DIGNA

## Barriers

Weight:

850 kg

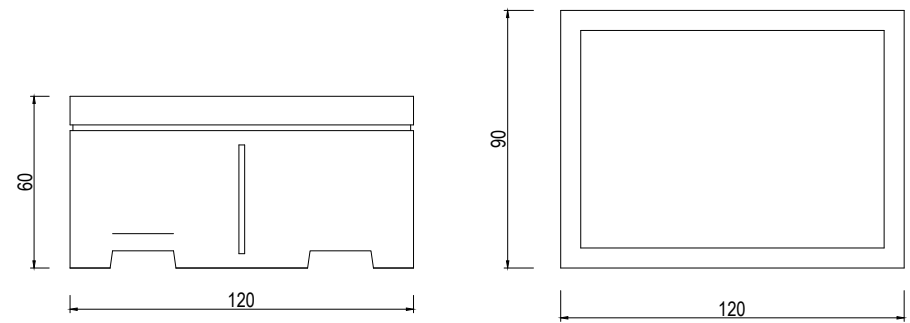
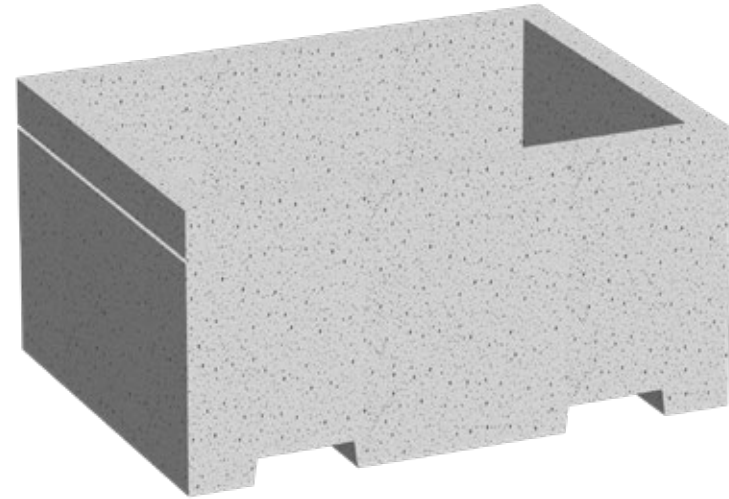


# URSUS


## Barriers

Weight:

550 kg



The Harmonies  
of the Design



**Bollards**

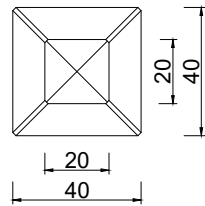
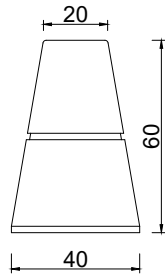
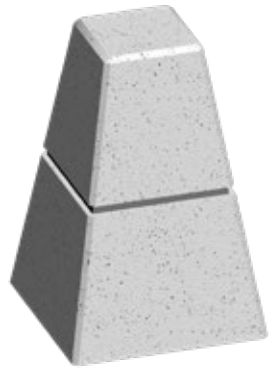


# TUAN

## Bollards

Weight:

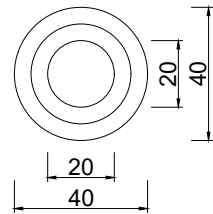
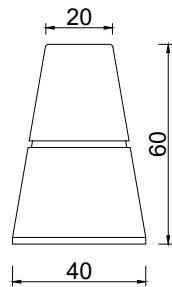
112 kg



# NORO

Weight:

88 kg

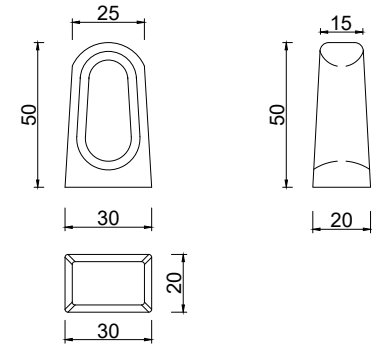


# PASCO

## Bollards

Weight:

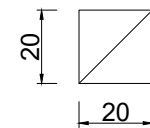
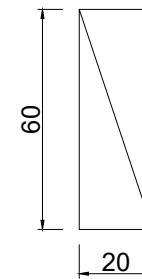
43 kg



# SAVELI

Weight:

50 kg

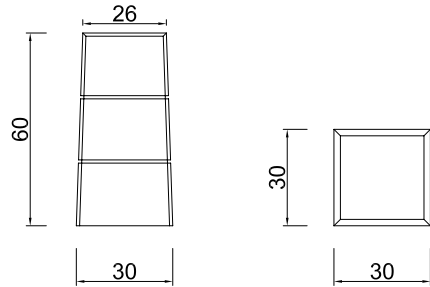



# NONUS

Bollards

Weight:

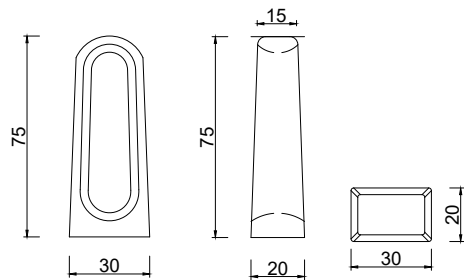

125 kg



# KERMAN

Weight:

67 kg

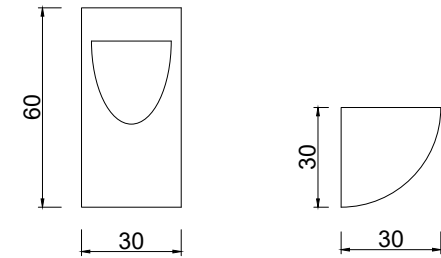


# PRISKA

Bollards

Weight:

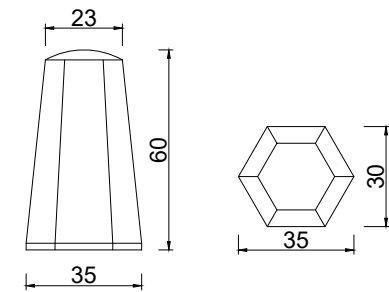
90 kg



# FRANO

Weight:

120 kg

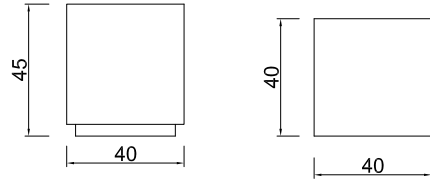


## AGOSTON MINI

**Bollards**

Weight:

150 kg

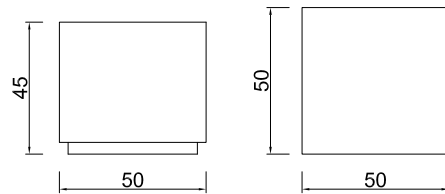


## AGOSTON MAXI

**Bollards**

Weight:

215 kg

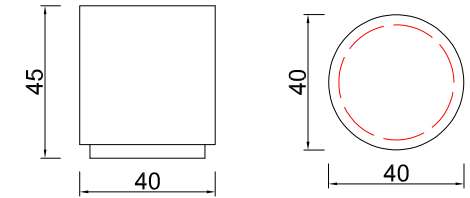


## PATKA MINI

**Bollards**

Weight:

135 kg

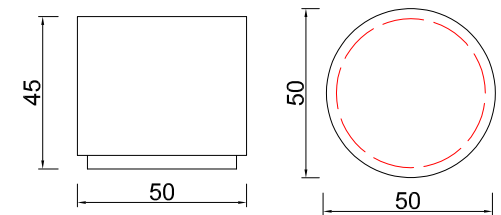


## PATKA MAXI

**Bollards**

Weight:

210 kg




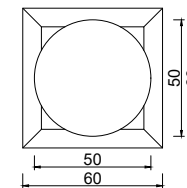
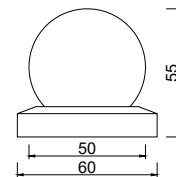

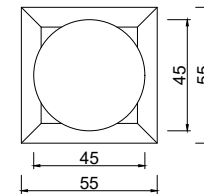
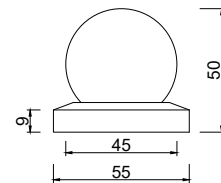

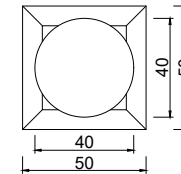
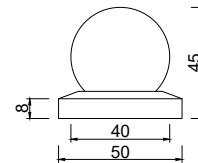

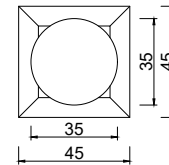
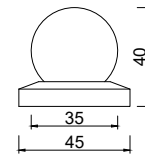

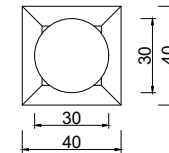
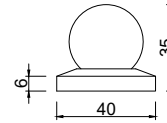



# LOVRE

## Bollards


Weight:

67 kg - 94 kg - 140 kg - 190 kg - 260 kg





The **Harmonies**  
of the **Design**








Weight:



The **Harmonies**  
of the **Design**



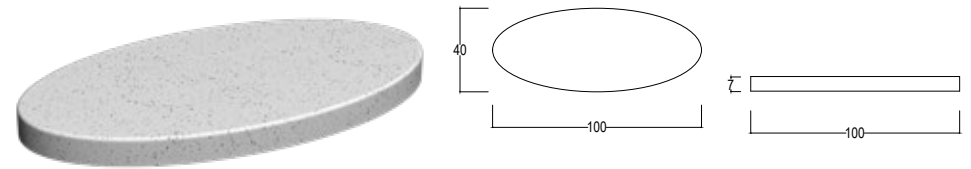


## LUKEN

Stepping Stone

Weight:

65 kg

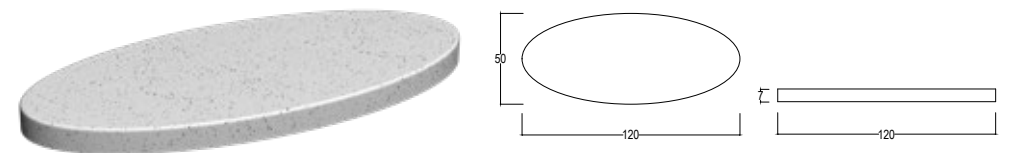


## STELA

Stepping Stone

Weight:

78 kg

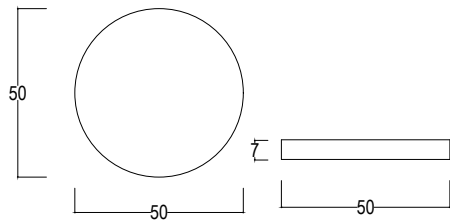


# RINUS

## Stepping Stone

Weight:

32 kg

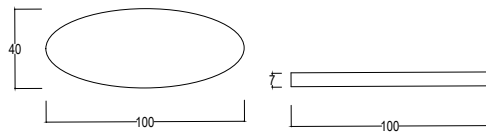


# NEVES

## Stepping Stone

Weight:

52 kg

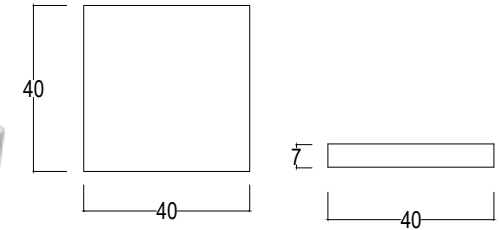



# PAVLINA

## Stepping Stone

Weight:

27 kg

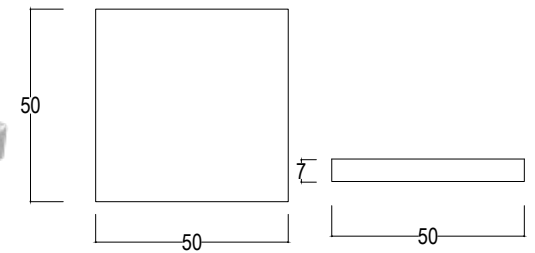



# AMADO

## Stepping Stone

Weight:

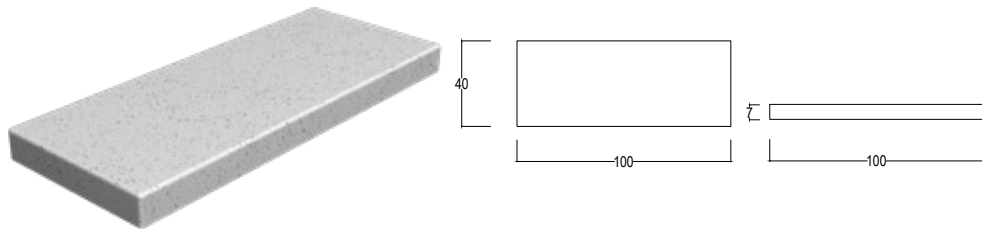
41 kg



# KIERRA

## Stepping Stone

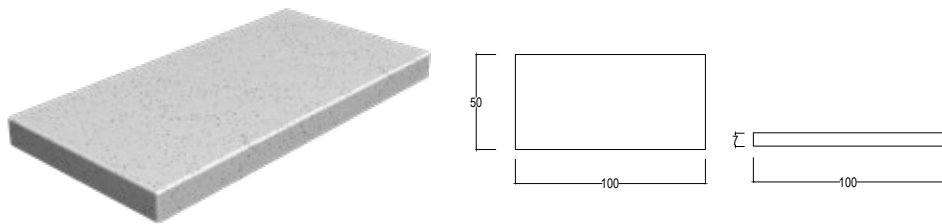
Weight: 65 kg



# MIRANDA

## Stepping Stone

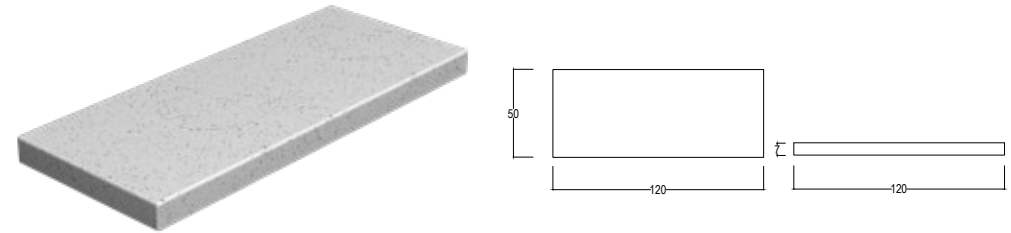
Weight: 82 kg



# SANTINA

## Stepping Stone

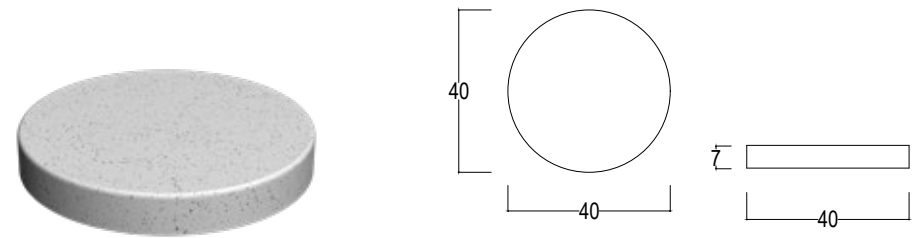
Weight: 98 kg



# MERTEN

## Stepping Stone



Weight: 20 kg



The Harmonies  
of the Design



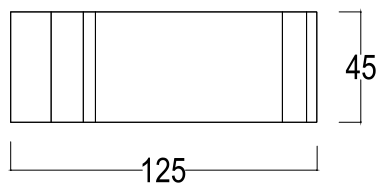
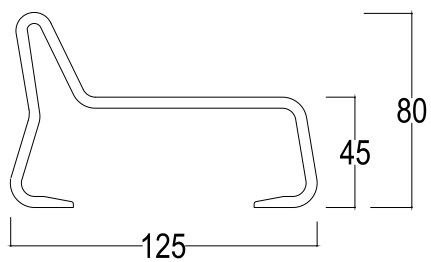
UHPC Series



## ALBINA UHPC

Weight:

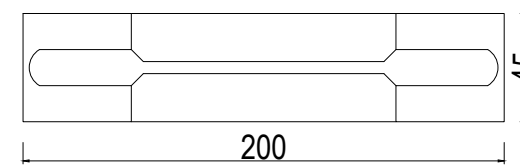
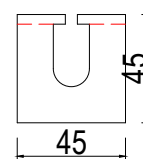
135 kg



## ALYA UHPC

Weight:

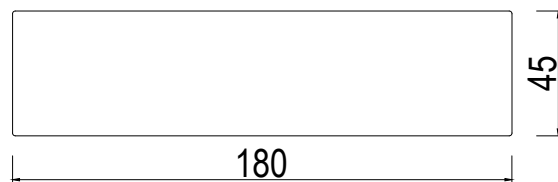
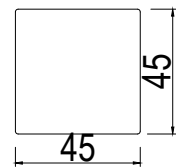
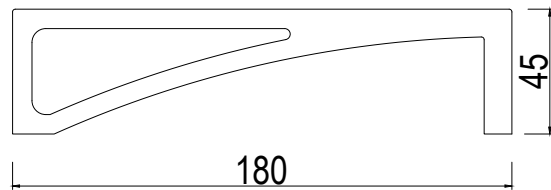
130 kg



# ARIS UHPC

Weight:

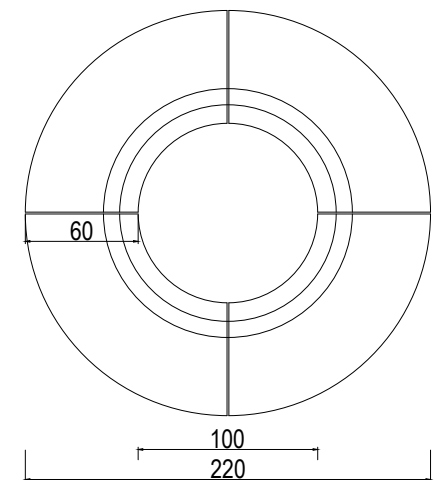
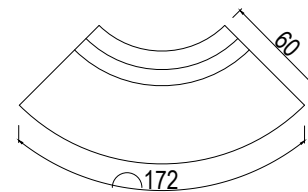
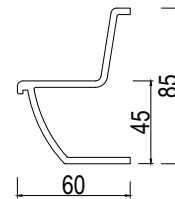
320 kg



# BENSON UHPC

Weight:

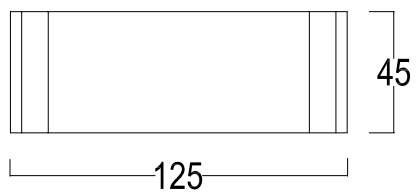
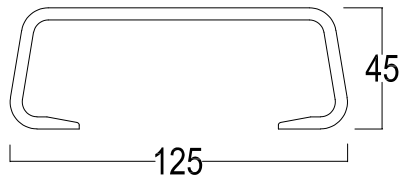
730 kg



## GUSTA UHPC

Weight:

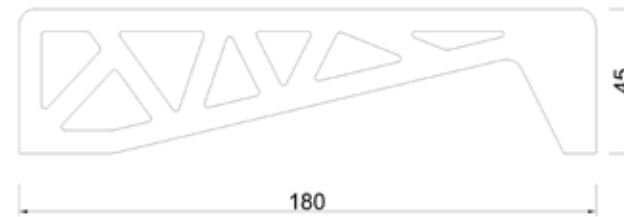
110 kg



## LAVRENT UHPC

Weight:

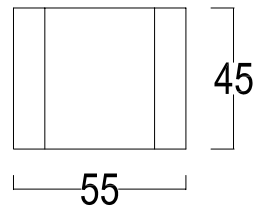
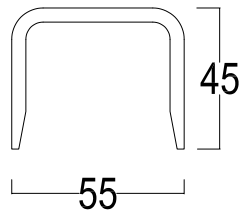
630 kg



# LERA UHPC

Weight:

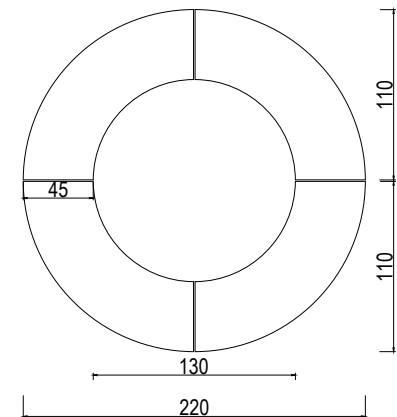
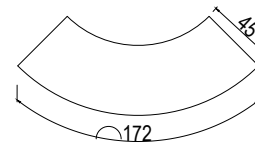
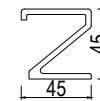
60 kg



# MERLOT UHPC

Weight:

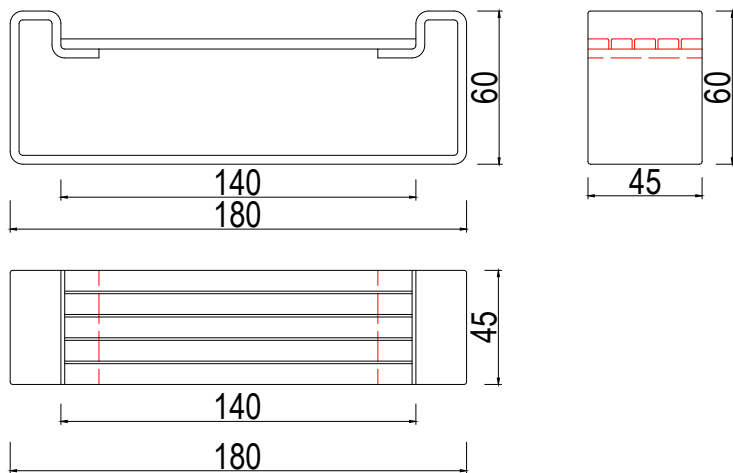
650 kg



## MIRA UHPC

Weight:

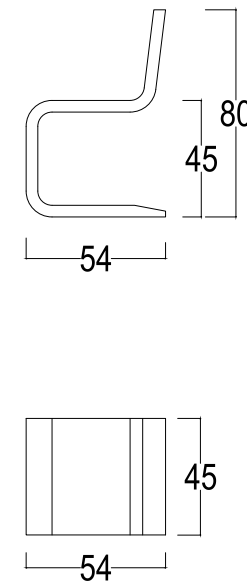
220 kg



## NINETTE UHPC

Weight:

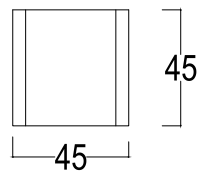
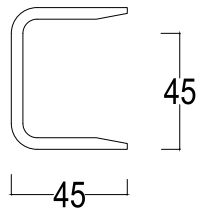
80 kg



# NONA UHPC

Weight:

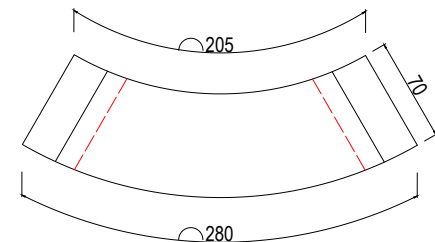
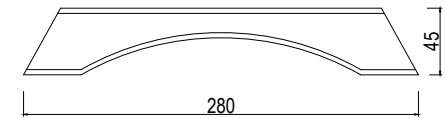
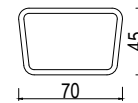
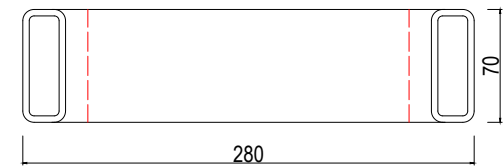
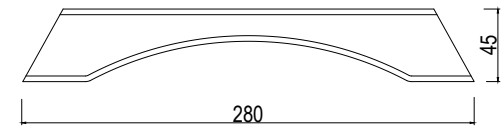
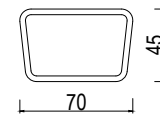
60 kg



# SLIM UHPC

Weight:

450 kg - 450 kg

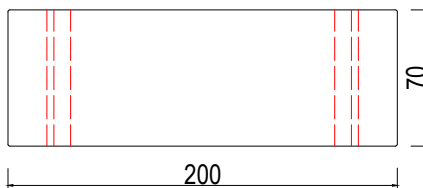
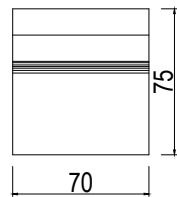
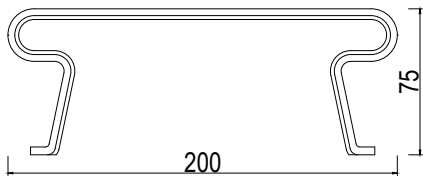



# LAVINA

## Table Groups

Weight:

270 kg

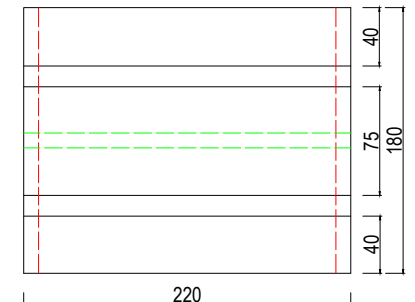
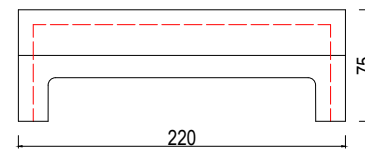
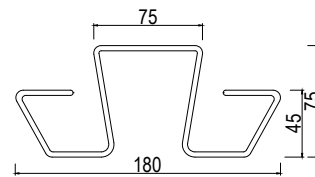


# GALA

## Table Groups

Weight:

400 kg



# MIRABELLA

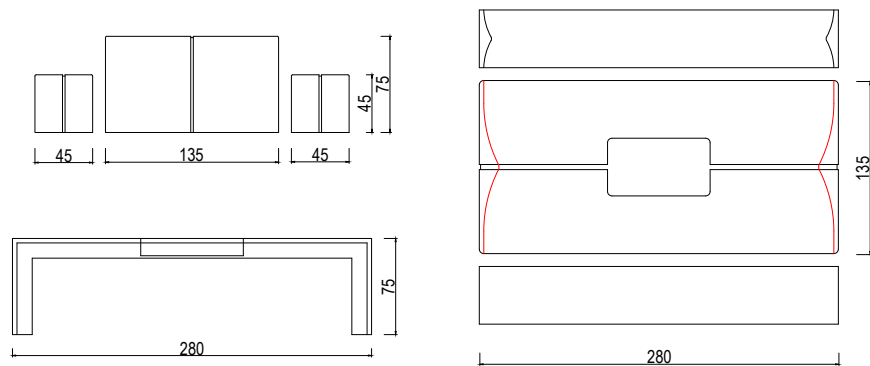
## Table Groups

Weight:

1250 kg



MIRABELLA PİKNIK MASASI

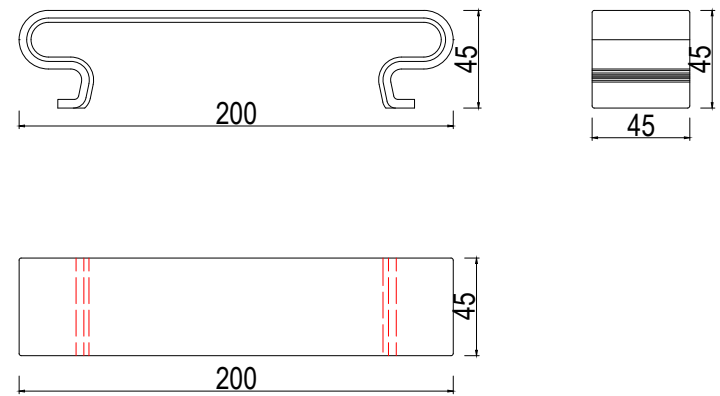


# SAMARA

## Table Groups


Weight:

140 kg



## The Harmonies of the Design





MAIDEN'S TOWER - ISTANBUL



MAIDEN'S TOWER - ISTANBUL




## MAIDEN'S TOWER - ISTANBUL



## MAIDEN'S TOWER - ISTANBUL






**GALATAPORT - ISTANBUL**








## GALATAPORT - ISTANBUL













ISTANBUL FINANCIAL CENTER - ISTANBUL



ISTANBUL FINANCIAL CENTER - ISTANBUL





# İZMİT PEDESTRIANIZATION - KOCAELİ



## İZMİT PEDESTRIANIZATION - KOCAELİ





## İZMİT PEDESTRIANIZATION - KOCAELİ





## RAMİ LIBRARY - ISTANBUL



RAMİ LIBRARY - ISTANBUL



## RAMİ LIBRARY - ISTANBUL






AKHISAR - MANİSA






## KARŞIYAKA - İZMİR



## SKATEPARK - ALIĞA / İZMİR



SKATEPARK - ALIĞA / İZMİR




SKATEPARK - ÇATALCA / İSTANBUL



SKATEPARK - ÇATALCA / İSTANBUL










NEVBAHAR - ÜSKÜDAR / ISTANBUL





ALTUNİZADE - İSTANBUL



VANİKÖY MOSQUE - ISTANBUL




VANİKÖY MOSQUE - ISTANBUL






ÇATALCA - İSTANBUL




MEDIPOL HOSPITAL - ISTANBUL



ÇATALCA - ISTANBUL






# TOKİ URBAN TRANSFORMATION PROJECT - RİZE



**TOKİ URBAN TRANSFORMATION PROJECT - RİZE**



TOKİ URBAN TRANSFORMATION PROJECT - RİZE







## EARTHQUAKE MONUMENT - İZMİR



# EARTHQUAKE MONUMENT - İZMİR



EARTHQUAKE UNITS - İZMİR



EARTHQUAKE UNITS - İZMİR



ATAKUM - SAMSUN






NEF - BAHÇELİEVLER - ISTANBUL












CUBES - ANKARA



CUBES - ANKARA







## **BEATON KENT MOBİLYA SANAYİ VE DIŐ TİCARET A.Ő.**

### **HEADQUARTER / FACTORY**

Address : Saray Mah. Gimat Cad. No: 28/2  
KAHRAMANKAZAN / ANKARA / TÜRKİYE  
Phone : +90 (312) 666 10 18-19

### **İSTANBUL OFFICE**

Address : İkitelli O.S.B Keresteciler Sitesi 20. Blok  
No: 40/2 BAŐAKŐEHİR / İSTANBUL / TÜRKİYE  
Phone : +90 (212) 670 10 18

[www.beaton.com.tr](http://www.beaton.com.tr)  
[info@beaton.com.tr](mailto:info@beaton.com.tr)